

ABF NEWSLETTER

AUSTRALIAN BRIDGE FEDERATION INC.

Editor: Brad Coles (editor@abf.com.au)

No. 206 December 2020

Approved for Print Post S65001/00163

ABN 70 053 651 666



Paul and Nevena teaching over 300 people on Zoom



DECEMBER 2020 ISSUE

President's Report: Allison Stralow	4
ABF Marketing Report: Peter Cox	5
Friends Of Youth Bridge: David Stern	8
The James O'Sullivan Trust: Kim Frazer	9
Bridge Future Fund	10
Meet Bob Jacobs	10
Masters Of Bridge: David Anderson	11
ABF Management Committee	12
VBA Bulletin League	12
Youth Bridge News: Leigh & Bianca Gold	13
ABF Teaching Column: Joan Butts	14
Improve Your Defence: Ron Klinger	2, 15
Poetry Corner: Art Desmond	15
Bridge Into The 21st Century: Paul Lavings	16
Workshops With Will: William Jenner-O'Shea	18
How Would You Play? Barbara Travis	17, 19
Around The Clubs	20
A Game At The Club: Barbara Travis	21
ABC Radio Awards	24
Interesting Defence: Dennis Zines	25
International Challenge: Barbara Travis	26



Front cover: Paul Marston provided three online four-week beginner's courses titled *Introduction To Bridge*, using Zoom and BBO, supported with promotion by ABF Marketing. Paul and Nevena Djurovic taught over 700 beginners and provided practice sessions, notes and videos with more than 300 people online at the one time.

DEADLINE FOR FEBRUARY EDITION

ADVERTISING: 15 JANUARY
ARTICLES: 12 JANUARY

DISCLAIMER: It is ABF policy not to accept advertising from persons or organisations believed to be unreliable or financially irresponsible. We are not responsible for the performance of advertisers, the delivery or quality of the merchandise or services, or the legality of any particular program. The ABF reserves the right, at its sole discretion, to refuse any advertisement.

Advertising enquiries: editor@abf.com.au

Distribution or admin enquiries: secretariat@abf.com.au

Letters to the Editor and feedback: editor@abf.com.au

IMPROVE YOUR DEFENCE
 with **Ron Klinger**
Solution on page 15


S/NS ♠ 10 9
 ♥ A 9 5 2
 ♦ K Q 9 7 2
 ♣ 9 8

♠ K Q 2
 ♥ 7 4 3
 ♦ 8 3
 ♣ A Q 6 5 4



WEST	NORTH	EAST	SOUTH
			1♠
pass	1NT	pass	3♠
pass	4♠	all pass	

You, West, lead a heart, taken by the ace. The ♠10 is led from dummy, ♠5 from partner, ♠3 from declarer, and you win with the ♠Q. What do you play at trick 3?



Paul Lavings Bridgegear



www.bridgegear.com (02) 4295 0870 paul@bridgegear.com

AGENTS FOR

BRIDGEMATES



NOW USED UNIVERSALLY

WAKE UP AUSTRALIA!

Australia and New Zealand are the only two countries in the world that do NOT use bidding boxes – and ours are a modern, streamlined design



<https://youtu.be/BlwvbqC9Hm0>

CLICK HERE TO SEE YOUTUBE DEMO

\$59.95 set of 4 with quantity discount. In green, red, or royal blue, symmetrical plastic bid cards for RH and LH players

ECONOMY BIDDING BOXES

Bid Pal.

\$34.95 set of 4 green, red or royal blue, lacquer bid cards



An Aussie World Champion!

AUSTRALIAN DEALING MACHINE



- WORLD'S BEST
 - FULLY ELECTRONIC
 - USE ANY CARDS
 - CONTINUALLY IMPROVING
 - ASK FOR A FREE TRIAL
- \$4495 plus delivery.

COMPSCORE 2



Great with Bridgemates \$250

LUXURY ROSEWOOD BIDDING BOXES

\$99.95 set of 4 with quantity discount in rosewood with symmetrical 100% plastic bid cards



A WEBSITE JUST FOR BRIDGE GIFTWARE and HOME SUPPLIES

Great quality – low prices-postage always \$9

www.6NT.com.au

WE SPECIALISE IN BRIDGE CLUB SUPPLIES – HIGHEST QUALITY AND REASONABLE PRICES

PLAYING CARDS

Choice of 8 lines in 100% plastic and plastic-coated, from \$1 to \$3.85 per pack



ALSO DUPLICATE BOARDS –


Sturdy, non-warp and vibrant colours \$3.60 each



2021 DAILY BRIDGE CALENDAR

Well almost... it is the 1999 DBC, with the same days and dates as 2021

With 365 hands. \$24.95 postfree



PRESIDENT'S REPORT

Allison
Stralow



As 2020 draws to a close, I reflected on what a tumultuous year 2020 has been. In January, the Summer Festival of Bridge was impacted by the devastating bushfires that engulfed parts of Australia, and the additional impact of COVID-19 saw the decimation of the ABF Calendar with many events being cancelled and clubs closed. It has been a challenging time for everyone, and I thank the ABF Management Committee, ABF Council, Legal Counsel, Deputy Legal Counsel and the ABF Secretariat for their ongoing support in ensuring the ABF functions as it should for the benefit of all members. I also thank all State and Territory organisations and club officials and volunteers for their response to COVID-19. Their quick actions, and response in real time, helped to ensure the safety of the administrators and players.

The COVID-19 pandemic has reshaped how we play bridge. ABF and ABF Club games online were introduced, to enable members the opportunity to play and earn red and green Masterpoints with their friends, socialise, and have fun, while sheltering at home. Although there is nothing better than face-to-face bridge, at least we have been able to stay connected and play the game we love to hate. I am pleased to report the ABF has returned approximately \$420,000 to clubs to reflect the number of sessions held and the number of participants.

Earlier this year, the ABF Council agreed that clubs that had not already collected the ABF capitation fees from their members would not have to pay their invoices until 90 days following the resumption of the club bridge. To further support clubs struggling with little or no income to reopen, and to assist with the costs of managing COVID 19, such as

cleaning and sanitising, the ABF capitation fee will be reduced to \$10 per member for 2021. This is a one-off reduction, and the fee for 2022 (subject to agreement by Council at the AGM in 2021) will be \$16.30. There will also be no increase in the current Masterpoint fees for 2021.

I am pleased to announce the launch of the ABF Foundation. The ABF Foundation was established to enable members of the bridge community, entities and groups to enjoy the benefit of planned philanthropy. Whilst philanthropy can be a complex and deeply personal journey, all donations and bequests will be an investment in the future of the game of bridge. I thank the Trustees: Andrew Richman, Mimi Packer, Simon Hinge, David Stern, Ian Thomson, the ABF Treasurer, Kim Frazer, the ABF Secretary and Michael Bryan, Deputy Legal Counsel, for all of the work they have done to establish this foundation. Bob Jacobs planted the seed and I'm sure he is pleased to see the ABF Foundation has become a reality.

The ABF continues to be grateful to TBIB for their ongoing support of national, state and club events. While most of the financial services industry has worked from home this year, the ABF Team at TBIB have continued to be on hand to deal with any issue, answer our questions, and to address insurers on our behalf. It's been a very trying year for players who like to travel, however TBIB are in the process of developing a range of options to suit ABF members when the world opens up again.

In our bridge community of diverse cultures, Christmas means many different things to different people, although I have a sense that we all share identical values. I trust that everyone will have time to enjoy their culture, customs and those special moments with their families and friends. All I want for Christmas is a vaccine, the whole world to be back to normal, and to once again see you all face-to-face across the bridge table.

If you have any issues you would like to raise with me or the ABF Management Committee, please email

abf.pres@gmail.com



PLAY YOUR CARDS **RIGHT**

For all your professional and personal insurance needs, including travel insurance.

Check out their website at www.tbib.com.au

TONY BEMROSE INSURANCE BROKERS



MARKETING REPORT

with Peter Cox

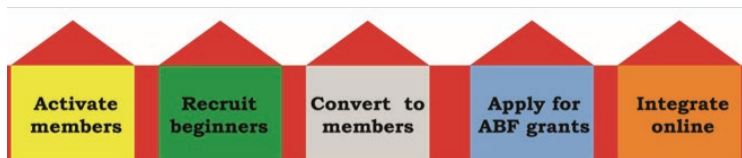


How bridge can recover from COVID

Normally, the busiest time for bridge clubs in Australia is early in the new year, when people have time to play and many are practicing for the major congresses in Canberra and the Gold Coast.

It is also the time when people have made new year resolutions, and are looking to take up new social activities and hobbies. As a result, February to April is the busiest time for teaching beginners, but this year COVID caused us to lose nearly a whole year's intake of new players, with a large reduction in the number of people playing. The number of tables played for 2020 is down by over 40% for Green points, and by 50-60% for Red point and Gold point events. Even in South Australia and Western Australia where the clubs have been fortunate to return to playing for months, volume is down by about 20%. So what are we going to do?

Five step plan for recovery from COVID



1. ACTIVATE MEMBERS

About two thirds of registered ABF players have not been playing Online during COVID, and have been away from the tables for a long time. The first step is to encourage existing members to play.

Clubs need to get in touch with their members personally, tell them about the health precautions you are taking and how welcome they would be to join friends at their club. Just sending a group email is not good enough. Put together a group of volunteers and allocate them a list of members to each personally call. Ask members how you can help alleviate their concerns, and keep a record of their responses so they can be followed up again later. At the same time, check their email addresses and contact numbers and update your database.



2. RECRUIT BEGINNERS

Now is the time to plan your beginner's courses for next year, for teachers to prepare content and to get ready advertising and promotional materials to launch in January and February.



Free Workshops on Zoom are offered to all clubs in Australia to help better grow and manage your club, large or small. As very few clubs had been growing even before COVID and the majority were in decline, how can you responsibly not take advantage of this offer? The Workshops are essential for your committee, teachers, directors and interested volunteers and members. It will help you with many marketing and management tools that I have learnt from 40 years lecturing senior management executives, 30 odd years in bridge, and from studying bridge management in England and the USA. There is no 'silver bullet' but it requires effort and participation from many people in the club – not just the President or the committee person left with the responsibility. Contact me on 0413676326 or at

petercox@ozemail.com.au

to book a session.

3. CONVERT TO MEMBERS

Joan Butts trains many teachers in Australia and provides excellent videos and teaching materials. Also there are many other fine teachers both in clubs and teaching individually or to groups. However, the international experience including Australia is that the retention rate of beginners through to becoming club members is about 25-35%, so we lose a lot of beginners, which is a waste of the expense put into marketing and teaching. Some clubs will claim much higher retention rates, but there is little evidence when membership numbers are examined. I believe it is very often about attitude. Most beginners are over 50, and the majority in their 60s and 70s are looking in retirement for mostly a social outlet, to have fun with some mental stimulation. They know they are unlikely to become champions.



The Workshops include the important role of hosts, a new player's package, the Buddy System to help people through the learning process, marketing materials, how to write a Press Release, instructions in running a Facebook Advertising campaign, and how members can make people feel welcome and inclusive.

4. APPLY FOR ABF GRANTS

The ABF is offering one-off marketing grants, up to \$500, to share the costs of a Facebook Advertising campaign. Clubs that have tried a Facebook campaign have obtained very positive results. Each new member is worth a minimum revenue of \$250 a year at \$5 table money, \$500 for \$10 table money and even more for larger clubs. Even with an older bridge cohort, this is good annual revenue for the next 10-20 years, and essential for making your club successful.



5. INTEGRATE ONLINE BRIDGE

The introduction of playing online, whether with friends, in ABF Online Club games or ABF Nationwide events on BBO, has been a saviour for many people during COVID, and already provided over \$300,000 back to clubs. If the government rules are lifted and bridge returns to a new normal, then one might find most people will continue to play in clubs and others will play both in clubs and online. However, travel for international events may be limited and national events in Australia have been cancelled and may in future be limited in numbers. Online bridge platforms BBO, Stepbridge and new entrants RealBridge and Real Deal have been providing players of all levels the opportunity to keep playing bridge during COVID.



RealBridge

The NSWBA has been experimenting with a new online platform called [RealBridge](#) from the UK, where every player can have video and audio. This provides the social interaction of playing face-to-



face in a bridge club. It has been led by two of the top Australian directors, Matthew McManus and John McIlrath, who are running taster sessions to acclimatise people on how to use RealBridge. For the last two months the NSWBA has had Monday night competitive events on RealBridge for Pairs, Teams, IMPs and Matchpoints, which have been well received by players.

Congresses are now being played on RealBridge to replace the Spring Nationals and NSW State Titles, and possibly other congresses in the future.

RealBridge is suitable for all levels and can be used by clubs for playing and teaching online as well as for national competitions.

Further information of upcoming events will be on State or ABF web sites, and when to try RealBridge is at [Taster sessions](#).

Bridge wins ABC Brisbane Radio Award

Anne Russell has won the ABC Radio Brisbane Award (Community in Social Media Category) for the Kenmore Bridge Club. Starting with two club members, which grew into three full-time volunteers, they organised 240 members whom each were given an hour of personalised training to play online on BBO during COVID-19. They ran beginners classes, and learned to teach bridge using BBO with Zoom video and audio. Zoom enabled members to have social interaction and brought in new members from clubs that were not providing online bridge. Kenmore organises social bridge each weekday for players with or without partners, runs tournaments four days a week, and a team's competition for 16 teams one evening each week. Lessons for improvers are provided twice a week, beginners are taught four times a week and Therese Tully, one of Australia's top players, offers a Zoom discussion each week to discuss hands.

See page 24 for more information and a link to the awards presentation.

Summer reading (for those particularly interested in sociology and bridge)

SOCIOLOGY OF BRIDGE

In the RealBridge screen grab at the left of this page, the woman playing South is [Samantha Punch](#), Professor of Sociology, Social Policy & Criminology at the University of Stirling in Scotland. She is conducting research on the [Sociology of Mind Sports](#), with bridge as the driving case study. This includes the benefits of bridge, participation and learning across the lifecycle, and the potential links between bridge and delayed onset of dementia. Samantha has established the Global [Keep Bridge](#)

Alive Network which raises funds to “address the image of bridge, increase participation and ensure the sustainability of the game.” She has also represented Scotland at international level in both Open and Women’s bridge.

The latest paper by Samantha and co-authors is *(Per)forming identity in the mind-sport bridge: Self, partnership and community*.

AUSTRALIAN RESEARCH

“There’s a Bit of a Ripple-effect”: A Social Identity Perspective on the Role of Third-Places and Aging in Place by Polly Fong, Catherine Haslam, Tegan Cruwys, and S. Alexander Haslam.

This is a highly academic approach, so I will use their description of The Present Study:

“Informed by a social identity approach, the present research is a case study of an established third-place community – a neighbourhood bridge club – that provides an ideal context to investigate how third-place communities function to facilitate a collective sense of ‘we’ and ‘us’ as well as access to psychological resources that are known to enhance wellbeing.”

Hollywood Bridge

As many bridge members are now using Zoom, and increasingly playing on RealBridge, which both have video and audio, I thought I might provide some suggestions on how to make yourself a star of the screen as well as the table.



I have been involved in TV for over 40 years since starting as Business Manager to Michael Willesee in 1976, where we made over a thousand live TV current affairs shows. Since then I have been interviewed hundreds of times, but the industry has changed. We had crews with a reporter, producer, cameraman, sound recordist and makeup and hairdressers for everyone in the studios. Now one cameraman turns up, I hold a phone under the shot, and get questions from a producer. In the studio only the stars get hair and makeup. The quality of small cameras, even your iPhone, is so high that everybody can shoot good pictures. However, quality of camera is not so important, as we want real live shots, but the quality of sound is paramount or you lose the viewers.

Here are a few suggestions to improve your Zoom or RealBridge live streaming, which is particularly important for those teaching or running workshops online.

POSITION


Have the camera in the laptop or iPad at the same height as your face. Put some books or a pillow under it, otherwise people are having to look up your nostrils and your face is distorted. Everyone looks better sitting up rather than lounging on the couch or bed, and get up close to the screen so the shot is from the waist up.

LIGHTING

Natural lighting is best, but not always practical. It is best to have lights on both sides so that your face is not in shadow, or have a light in front of you. If you want really good lighting, round LED Halo Ring lights are now very cheap and available in stores and online. A light in the background also provides some depth to the picture, but not shining into the camera.

CAMERAS

Most webcams are good these days, including the ones built into the laptop or iPhone. However if you want a better webcam then they are available from \$30 up to \$200 everywhere including on eBay, Amazon, JB Hi-Fi and Kogan. My favourite is a Logitech C920 for about \$160.



AUDIO

This is the most important one. Again, inbuilt webcams will suffice, but USB desk-top mics from Shure, Rode, Sennheiser, Elgato, Blue and Neumann are all excellent. I have a Rode NT-USB Mini for about \$150, and suspend it on an extension arm so I can leave the desk space free. Whatever you use, you must be close to the mic to get good quality audio. Try not to be in a room with hard floors, walls and ceilings where the sound vibrates.




VIRTUAL BACKGROUND

This is the most exciting development where you no longer need big green screens and fancy editing to replace the existing background with your favourite backdrop of an island, mountains or beach.

Zoom has a virtual background, and you use their images or upload your own. RealBridge does not have one at this time, but you can create your own very simply by downloading [XSplif VCam](https://drive.google.com/). Here is a video from a bridge player, Gary Harding in the UK, with simple instructions:

<https://drive.google.com/>



Providing funding for the expansion of Youth Bridge

The Friends of Australian Youth Bridge Fund was initiated around 2002, with a donation by Avon Wilsmore, Denis Howard and David Stern.

The stated goal of the Fund was to provide funding for the expansion of Youth Bridge that was outside of the domain of the Australian Bridge Federation.

Further funds were added through various means including:

- The generous donation of a session of bridge with most of the professional Australian bridge players, which were then auctioned off in the early days of the internet. Such was the demand that some players agreed to donate additional sessions to be auctioned. One such auction raised close to \$10,000.
- Direct donations by players who wanted to encourage youth bridge as the way forward for the game, and to address the ever increasing average age of the bridge playing community.
- The Gold Coast Congress in recent years has donated all of the contributions towards their guest speaker sessions.
- The fund underwrote and actually contributed around \$10,000 to ensure that Australia hosted the 2005 World Youth Bridge Championships held in Sydney. Without that underwriting it is

likely that the event would not have been staged in Australia.

- The FofYB Fund owns a number of screen tables which were used in the 2005 World Youth Bridge Championships in Sydney, and these are rented to the ABF for their tournaments as needed.
- One international player often donated their travel subsidy to the fund.

It would be fair to say the fund has a healthy surplus with which to meet its goals and objectives. All funds earn interest and are held by the ABF, but are under the control of the administrators, which at this time are Peter Gill and David Stern.

But what projects (more than 100 in total so far) has the FofYB Fund contributed to over the years?

- One of our goals is to ensure that no youth player is prevented from competing in national events based on financial circumstances. Based on this we generally fund around \$200, or, in the case of WA, \$300. Preference is generally given to full time students, and we usually ask for details surrounding their circumstances.
- We have purchased beginners books, boards, cards and other materials to support those who teach bridge to youth, either privately or in schools.
- While our general policy is not to fund travel for youth to compete in overseas tournaments,

we have contributed to a team to compete in Croatia in an Under 16 tournament, as well as some others over the year.

- We contribute \$300 annually to the Helman-Klinger Youth Awards to increase the total prize money to \$600.
- An annual subsidy to ensure strong youth participation in the Bateman's Bay Congress.
- Apartment accommodation for youth players to minimise accommodation costs at the Gold Coast Congress.
- A donation to an Academic Study in the UK on the benefits of playing bridge, which will definitely assist in 'selling' bridge to educators.

<https://journals.sagepub.com/doi/10.1177/1012690220959648>

In recent times the Fund has seen some recipients of grants make contributions to the fund, thereby recognising the benefits to them and ensuring the longevity of the Fund.

In general terms, everybody associated with youth bridge is aware of the fund, often print details on tournament brochures, and direct all enquiries to the administrators of the Fund.

For more details contact David Stern at

david.stern.bridge@gmail.com

THE JAMES O'SULLIVAN TRUST

by Kim Frazer

Providing building loans for clubs

In 1985 the ABF established the James O'Sullivan Trust Fund (JOS Trust) in honour of the late James O'Sullivan. The primary objective of the JOS Trust is to provide building loans for clubs.

James O'Sullivan was a major force in the development of national and international bridge administration in the 1970s and early 1980s. A full biography of the wonderful contribution which James made to bridge can be found on the ABF website at

<https://www.abf.com.au/about-abf/biographies/james-osullivan/>

In re-reading this biography recently, one of the snippets which I found the most interesting, in light of the recent dramas on the world stage about unethical behaviour, was this excerpt:

It was in his capacity as a member of the WBF Council that James became involved in the famous 'foot-tapping' scandal of the 1975 Bermuda Bowl. Two members of the Italian team, Gianfranco Facchini and Sergio Zucchelli had been suspected of cheating well before they set foot in Bermuda. An American reporter who observed them closely became convinced that they were communicating

by means of tapping each others feet under the table. The matter was eventually escalated to Julius Rosenblum, the WBF President who then arranged for James and Johannes Hammerich to watch the Italian pair during the match between Italy and Brazil on 25 January.



James was apparently sceptical about the allegations but his views soon changed. He noticed that Facchini's feet braced against the legs of his chair while Zucchelli's feet stretched out close together. During the play of fifteen boards, he saw Facchini twelve times tap one or other of Zucchelli's feet or both at the same time. The action of Facchini's feet he said were "like the strike of a cobra".

The JOS is administered by its trustees, who are currently ABF President Allison Stralow, ABF Treasurer Ian Thomson, ABF Secretary Kim Frazer, QBA President Richard Ward, and ABF Management Committee Member Rob Ward.

In recent years, the JOS Trust has assisted clubs with low interest loans to develop their clubrooms. These clubs include Adelaide Bridge Centre, Armidale Bridge Club, Hawks Nest Bridge Club, Maitland Bridge Club, Tamborine Mountain Bridge Club, Taree Bridge Club, Toronto Bridge Club and Yarra Valley Bridge Club.

Any club requiring a loan in order to undertake building work at their premises is invited to contact the ABF via the ABF secretary at

secretary@abf.com.au

BRIDGE FUTURE FUND

*The ABF Foundation, supporting the future
and enhancing the enjoyment of bridge*

David Stern



Andrew Richman



Simon Hinge



mimipacker

Recently the ABF secretary was approached by Bob Jacobs, a Victorian bridge player, with an idea of developing a *Bridge Future Fund*. He stated, "My thinking arose from the issue of how I might contribute funds to the benefit of the bridge community."

This simple email led to the creation of the ABF Foundation, a fund created with the objective of providing an opportunity for individuals, entities and groups to make donations to support the future and enhance the enjoyment of bridge.

The types of activities the Foundation might support are broad, and could include:

- scholarships for research into bridge,
- development of bridge in the retirement community,
- provide better support for the regional bridge environment,
- promote bridge to a younger audience, and
- any other activity that is considered positive to the future of the game of bridge.

The ABF Foundation's trustees are Andrew Richman, Mimi Packer, Simon Hinge, Ian Thomson and David Stern. Kim Frazer acts as secretary to the Foundation.

To find out more about the Foundation please visit the website at

www.abffoundation.org.au

or email

info@abffoundation.org.au

MEET BOB JACOBS

Over the years I have been involved with several clubs, community organisations, charities and NFPs. Many of these receive investment income from a related Foundation, to provide funding for a variety of activities, or to fund strategic projects in the future development of the community, longer term.

I have believed for some time that the bridge community needed a funding vehicle such as a Foundation, and I'm pleased to see that this has now been set up.

Indeed, the COVID pandemic has shown how change can come quickly, unexpectedly to both the bridge game, and the bridge community. Shit happens! We need capability to adapt.

For those wishing to 'give back' to bridge, the ABF Foundation now provides an agnostic way for

members and clubs to donate and invest in the long term continuance of the bridge game and the future bridge community.

On my part, bridge has been part of my social activities since student days – good friends, good times, company, conversations and mental challenge. Did I mention food, wines and dancing?

I've had a fortunate life, and can afford more than I need. I wish such good times and good bridge on future generations of players, and am pleased to support the ABF Foundation.



MASTERS OF BRIDGE

by David Anderson

The coordinator of the ABF Masterpoint Unit looks at the history of Masterpoints in Australia

The Beginning

The original masterpoint scheme was created when the various States banded together agreed to form the ABF in the late 1960s. States came on board one by one, with players being given arbitrary awards for their past achievements. Green points were awarded for club events, and red points for State Championships, congresses, and the sole National event, the ANC. The highest ranking available was Grand Master. There were no player numbers, and masterpoint fees weren't levied. The Grand Masters themselves were an exclusive group – at one stage *Australian Bridge Magazine* listed all the Grand Masters at that time, and I knew every one of them!

1982

In 1982 the late Dr David Askew was on the ABF Executive and he initiated many changes, including the introduction of gold points, player registration numbers, and an emphasis on IMPs competitions. My masterpointing mentor, the late Victor Muntz, described David as being the father of our modern day Masterpoint Scheme. Players needed 30 gold points and at least 150 red points for a Life Master ranking, 200 gold and 500 red to qualify for grand master. Clubs could also run some red point sessions of their own, this number initially being based on home club membership, now based on green points awarded in the previous masterpoint year.

These changes had a major impact on the Australian bridge playing scene. National Championships started to attract far more middle of the road players, many of them initially attracted by the promise of gold points, and hence Life and Grand Master rankings. The ABF coffers also improved significantly.

The masterpoint scheme can also take some of the credit for the high level of player registration in this country, particularly when compared to the US and Europe.

1993

The next revision of the scheme took place in 1993, under the stewardship of John Brockwell. Some of the changes introduced were a more generous award rate for club green point duplicate events, additional rankings up to Gold Grand Master, and more club red point sessions. John also had the intent of improving the ABF's finances through the masterpoint scheme. He was rebuffed by the clubs initially, however in the long term got his way, with more than 60% of the ABF's income now being derived from this source. The State Associations also haven't

missed out either, with 25% of all club, state and congress masterpoint fees collected being shared amongst them.

In 1994 I received several cards and letters when we increased the award rate for club green point Pairs events – several club players didn't like the fact that present day players were being treated more generously than they had been. This is a message that has stayed with me.

The Masterpoint Manual

The pre-1993 Manual was a comparatively simple affair that allowed for a lot of alternative interpretations. The modern version is much bigger and more of a reference manual, for the use of club and state Masterpoint Secretaries, and hardly bedtime reading. Attempts have been made over the years to provide a more user friendly version, the best effort being the recent publication by the NSWBA.

Copies of the manual are provided on the Masterpoint Centre website, in .HTM, .PDF, and Word formats.

Today

Since 1994 there have been no major changes, the variations being due to adapting to changed circumstances, or smoothing out wrinkles. The player population has changed, with many more players travelling to the several new national events, and getting promoted as a consequence. We now have 10 players each with more than 10,000 masterpoints, and 1,600 players with a Grand Master or greater ranking.

Interested players do seem to be quite knowledgeable of the scheme, with many of them regularly visiting the Masterpoint Centre website to ensure that they have been given their proper entitlement, then sending David Weston or myself emails if they think they haven't.

Who's been left behind?

I'm afraid that the regular club player has missed out as far as the MP Scheme is concerned, particularly with regard to gold point requirements for rankings from Life Master and above. I know that in my own state there are several quality players who, because they choose to play only in local events, will never make it to Life Master. They can play in their local GNOT Qualifying, however that won't usually be sufficient, while the Grand National Pairs died a few years ago. We do cater for these players after a fashion with our Two-Star National ranking. Similarly, there are others who have occasionally played in National events, have more than 1,000 masterpoints, but are unlikely to ever get the necessary 200 gold points for a Grand Master ranking. They literally hit the wall at Gold Life, and there they stay.

2020 – a new category!

The ABF Council has recognised the lack of recognition for club players who possess 1,000 masterpoints but who do not have sufficient gold and/or red points to achieve the rank of Grand Master. At its most recent meeting in November, the ABF Council approved recognition of these players designating them as members of the *One Thousand Club*. Masterpoint Award certificates will be issued to all players in this category in due course.

ABF MANAGEMENT COMMITTEE NEWS

Global research project into the economic, health and well-being consequences of COVID-19

Along with other bridge organisations in the Asia Pacific Region, the ABF Management Committee has agreed to support this survey into the economic health and well-being consequences of COVID-19. The survey is being conducted by researchers at the University of Melbourne.

The Nossal Institute for Global Health at the University of Melbourne has developed *How Are You Going*, the only survey that we are aware of focused on learning how people are experiencing the pandemic. Aspects like how people are feeling, how optimistic they are about their own future and that

of their country, how their sense of community has changed since the onset of the pandemic, ways this crisis has financially impacted their lives and what they are most worried about.

We want as many people as possible to have the opportunity to be involved in this research, and would like to connect with your 57075 members to gather their unique experiences of the pandemic. Our online survey will help research the impact of COVID-19 on the economic and overall well-being of individuals, and will give your members a voice to share their personal experience.

The participation request is for your members to complete an online survey. The survey will take about 10-15 minutes to complete and is available in 22 languages. There are a few household questions to start; this helps our researchers to identify patterns within populations. Responses are all confidential, and respondents cannot be personally identified.

LINKS TO MORE INFORMATION

- [About the survey](#)
- [The project's Plain Language statement](#)
- [Our interim findings](#)

VBA BULLETIN LEAGUE by Dee Harley

All ABF members are invited to take part in the VBA Bulletin's Teams League

As editor of the monthly VBA Bulletin, I have had the pleasure of instigating a regular league of teams matches. The format has been so popular that we are going to branch out and invite all ABF members to participate in the league.

MATCH FORMAT:

A league is created at the start based upon previous performance and seeding. A full schedule will be created so each match is to be played within a specified week.

The secretaries of the opposing teams arrange a mutually agreeable date and time for the match to be played on BBO.

The match consists of two sets of 12 boards. Each pair must play different opponents on the second set.

The result of the match will be converted to Victory Points, and the league table will be updated weekly showing the current positions.

To enter the VBA Summer League, starting early in January (and probably ending in March) you will need:

- At least four players (at most six) who are willing to play once a week on a mutually agreeable time (agreed with your opposing team that week).
- A Captain who can set up teams matches on BBO (playing or non-playing).
- A Secretary (who could also be the captain) who will be responsible for arranging the matches each week with your opposing team, and also for sending in the results to the organiser.
- A distinctive Team Name. Up to 20 characters are allowed.
- A small entry fee to cover the cost of master-points. The entry fee was \$10 per team last league; I see no reason why that should change.

Entries will be accepted anytime in December. If you would like to play but you don't have a full team so you are looking for a partner or another pair, you can contact me with your details and I will attempt to match your requirements.

Details of the recently concluded Spring League can be found on the VBA website. Please contact

dee_harley@hotmail.com

if you have any questions.



YOUTH BRIDGE NEWS

with
Leigh and Bianca Gold



Our lunchtime sessions at East Ulverstone Primary School

TASMANIAN YOUTH BRIDGE UPDATE

Cedric Parker from Tasmania reports on the state's latest developments in school bridge.



As with most places, COVID has impacted negatively on our efforts to expand the reach of bridge amongst our youth in the State. However, we have had some promising developments that we believe will bear fruit in the future.

Julie Rhodes has taken the initiative to contact all the high schools in the Hobart area to offer their students free lessons at the TBA Bridge Club. We're hoping that there will be a positive response to this invitation, and that Julie and her team will be able to inspire a new generation of young people to embrace the game we all love. Julie, who is an experienced teacher, and is accredited by the Tasmanian Education Department, is hoping to start weekly sessions on Wednesdays from March next year.

At Marist Regional College Nilah Cains, Phil Harper and myself run a bridge tournament every Monday after school. I've also forged a strong alliance with the new Headmaster, Gregg Sharman, and he's appointed the Sports Master, Brady Yates, to be the bridge promoter in the College. This has given me an entree to address Year Assemblies at the College, and in the first two such addresses I have recruited seven new students who are being groomed during Tuesday lunchtimes to play in our Monday tournaments.



Year 7 Students at their recent Marist College Assembly gathered to hear about the bridge sessions we run

Until recently I was also running bridge sessions at Leighland Christian High School in Ulverstone. I started just before COVID hit and unfortunately the initial group of eight diminished to just three when we restarted after the COVID break. Two of the three have now fallen away, and unfortunately the school have not allowed me to address each Year to try and recruit new students, and so I have stopped for the time being.

Finally, Carol Whish-Wilson and her team from Devonport Bridge Club have just resumed their bridge classes at St Brendan-Shaw College after a recess caused by COVID. They teach a group of gifted students once a month.



The enthusiastic group, waiting for a lolly at the end of the bridge session!

We have had a steady increase in the number of primary school kids that attend our mini bridge sessions at East Ulverstone Primary School on Friday lunch times, so we've recruited the very experienced Sally O'Connor to join Delwyn Cure and me in supervising these sessions.

Register your interest for a National Youth Week

We are hoping to organise a new tournament as a replacement for the 2021 Youth Week. If you think this is a good idea, please fill out the survey at the following link:

<https://forms.gle/nQ5A53tb124Rsij9>



Joan Butts



STEAM: Safety, Timing, Energy, Attitude, Methods

STEAM is an acronym for the essential ingredients to teach (anything) successfully. It applies perfectly to bridge teaching, and has become an accepted guideline around the world. I've been using it as the basis for ABF Education Programmes for many years, and it's always good to rely on and refer to. This post COVID era is no exception, and I believe it's even more important nowadays to reflect on our teaching methods.

"S" stands for (COVID) SAFETY

To ensure student safety, have your students play more hands than ever. Make them feel really comfortable, and they will be keen to stay. Remember, it's the environment one is placed in that makes or breaks the learning process. That's more important than content.

More than ever, players want the social aspects of bridge back – talking to friends, sitting with their mates – so let them have more of that. Don't inadvertently make them feel out of their depth with lessons which contain the intricacies of bidding. If they don't like the lesson, they won't return. Your audience is more delicate these days.

"T" stands for (COVID) TIMING

If anything, make your presentations shorter, and their playing time longer. They need to get back to holding those precious cards. Between now and the end of the year, focus on Help with Play sessions, and Improver/Refresher type lessons. People will have forgotten a lot even if they have played online.

I am currently offering students a free Guided Paths snippet of bridge to remind them of the essentials,

and this comes into their emails every Monday morning. See below for details and to sign up.

"E" stands for (COVID) ENERGY

The very fact that students have returned to the real classroom will generate energy and excitement for a while, but allow students to laugh and chat more. Keeping teaching light-hearted and full of fun is the way to go.

"A" stands for (COVID) ATTITUDE

Your preparation and attention to detail will be noticed by students. They appreciate the role that many teachers have played in getting them over the past nine months.

"M" stands for (COVID) METHODS & MATERIALS

Online sites have allowed teachers to experiment with new technology. If you think about it, it has probably developed your teaching in great ways! Zoom lessons and using online classrooms are very interesting.

But all the fancy tools will not make up for a bad teacher. It's the methods you use rather than the new bells and whistles that count.

The student-centred method of learning is still the best, and can be done online as easily as face to face. Here the teacher allows the learning to take place at the table, guiding them carefully through the process.

<http://www.abf.com.au/education/>




cup2go

For those bridge players who care about the environment, the ABF's sponsor, PENLINE, makes Reusable Coffee cups and Water Bottles, as part of its "War on Waste". If you are interested in more information, please contact Maryo Derofo by email: maryo@penline.com.au

IMPROVE YOUR DEFENCE

with Ron Klinger

Solution to problem on page 2



DUTCH TREAT

The 2001 IBPA Award for Best Defence went to Jan Jansma and Louk Verhees (Netherlands) for Verhees' play on the following deal from the semi-final of the Dutch National Teams. It was reported by Jan van Cleeff (Netherlands).

S/NS	♠ 10 9 ♥ A 9 5 2 ♦ K Q 9 7 2 ♣ 9 8	♠ 7 2 ♥ K Q J 10 6 ♦ J 10 6 ♣ J 10 3
♠ K Q 2 ♥ 7 4 3 ♦ 8 3 ♣ A Q 6 5 4	♠ A J 8 6 4 3 ♥ 8 ♦ A 5 4 ♣ K 7 2	

and takes a second spade finesse, West wins and again two clubs are cashed.

If declarer wins the club ♣K and starts on diamonds at once, West ruffs the third round and the ♠Q now cuts declarer off from dummy. If declarer wins the club and returns a club, West allows East to win. A trump return again lays declarer low.

On the actual deal a low club would have worked just as well but the ♣Q is superior. It caters for East having J-x-x and declarer K-10-x. In that situation if West leads a low club, South wins and exits with a club. West has to win and cannot prevent a club ruff in dummy without losing his second trump trick.

Amazingly, the same play of the ♣Q at trick three was produced by Erik Kirchoff in the other semi-final.

WEST Verhees	NORTH	EAST Jansma	SOUTH
			1♠
pass	1NT	pass	2♠
pass	3♠	pass	4♠
all pass			

Lead: ♥4

As 2♠ showed six spades, North made a try for game because of the doubleton support, maximum values and ruffing potential in clubs. Declarer took the heart lead with the ace and immediately led the ♠10, ducked to the ♠Q. What would you do now as West?

Suppose West plays a second heart. South ruffs, crosses to dummy with a diamond and runs the ♠9 to the West's king. Declarer can draw the missing trump and run the diamonds to discard club losers.

Verhees found the brilliant shift to the ♣Q. If declarer wins, cashes the ♠A and starts on diamonds, West can ruff the third round, cash the ♣A and play a club to East. If instead declarer crosses to dummy

POETRY CORNER

by Art Desmond

*If your partner can't take a joke
Don't risk giving them a stroke
Unless your partner knows you are kidding
Have the hand reflected in your bidding
If you are thinking that high card points are for children
You might be addicted to beer, liquor, wine or Ritalin
If you continue to rant, scream & fuss
You will need new partners after the virus*

BRIDGE INTO THE 21st CENTURY

by Paul Lavings



YOUR RHO OVERCALLS 1NT

What would you call on the following hands, nil vulnerable:

WEST	NORTH 1♦	EAST (1NT)	SOUTH ?
1. ♠ 9 8	♥ A J 10 6 5 3	♦ 9 4	♣ J 8 7
2. ♠ A 10 9	♥ 10 9 4 3	♦ Q 3	♣ A Q 6 3
3. ♠ A Q 6 3	♥ Q 8 6 3	♦ J 2	♣ 10 7 3
4. ♠ K Q J 10 2	♥ A 5	♦ 6 4	♣ 9 5 4 2
5. ♠ A K 8 7 4	♥ J 8 3	♦ 7 3 2	♣ 7 6
6. ♠ K 7 6	♥ 5 4	♦ K J 6 5	♣ 8 7 6 3
7. ♠ 8 7	♥ A 10 9 6 4	♦ K 9 8 2	♣ 8 6
8. ♠ 6 5 2	♥ 4	♦ Q J 9 7 6 4	♣ 10 8 7
9. ♠ K J 9 8	♥ A 10 7 6 4	♦ 7 3	♣ 7 2
10. ♠ 2	♥ J 10 6	♦ 8 2	♣ K Q 10 9 8 6 3

SOLUTIONS

1. 2♥. The logic is that if you had a good hand you would double, so new suits at the two-level after opponent's 1NT overcall are non-forcing. Also, if the opener has say 12 HCP and the 1NT bidder has 15-18, then the other two hands share at most 13 or 14 HCP. That makes it most unlikely that responder is strong enough to make a forcing bid at the two-level.

2. Double. With your 12 HCP and partner's 11 HCP to open, your side certainly has the balance of power and a penalty double is the value call. With 23 HCP you would expect to make 2NT, which means they take five tricks and are at least two off in 1NT. Doubled, that is 300 not vulnerable, and 500 if vulnerable.

Also you have a nice lead in ♥3 which will likely give nothing away. Leading ♦Q is risky, as the 1NT bidder may have ♦KJxx or similar. The diamonds can wait; partner may only have three or four of them.

3. Pass. Is 9 HCP enough to double 1NT? Not in my book. If the opener has 11 HCP they will pass your double and the points will be split 20-20. You will

lead ♥3 but it may not turn out so well, better to bide your time and not put too much pressure on your partnership to defeat 1NT.

4. Double. This time you have 10 HCP but what a defensive hand. You have a ready-made lead in ♠K and an entry in ♥A. This is a much better shot than bidding 2♠; the opening bidder may have a singleton spade and will pass 2♠ thinking you have a six-card suit.

5. Pass. Again not a good idea to compete in this situation with a five-card suit. Just pass and lead your fourth best spade.

6. 2♦. A better shot than passing and leading a diamond, which may run around into the 1NT overcaller's ♦AQ. If opener has a good diamond suit they can now compete further with 3♦ if necessary.

7. 2♦. It is tempting to try 2♥ but opener may well have five diamonds and one heart. That would be a disaster. Again if opener has a good four-card or five-card diamond suit they can compete to 3♦ with a suitable hand.

8. 3♦. A preemptive raise taking up lots of enemy space. It could be very difficult for opponents to reach the right contract now, and even if they do, the 1♦ opener is in a good position to consider a possible sacrifice in 5♦.

9. 2♣. A useful convention in this situation,

1♦ (1NT) 2♣

or

1♣ (1NT) 2♦

is to use the other minor as a takeout for the majors. You would hate to have a 4-4 heart fit or 5-3 or 5-4 spade fit and defend 1NT where you might have to guess the right lead to defeat the contract.

10. 3♣. Even if 2♣ didn't show both majors, you would want to preempt with 3♣ with such a strong suit. Keep in mind you can't have a good hand, or you would have doubled 1NT for penalties.

paul@bridgegear.com

HOW WOULD YOU PLAY?

with
Barbara
Travis



Solutions on page 19

QUESTION 1

♠ K Q 6
♥ K 7 5 2
♦ J 9 7 3
♣ A K

♠ A J 10 9 4
♥ A Q 8
♦ A 10 6
♣ 4 2

WEST	NORTH	EAST	SOUTH
			1♠
2NT minors	3♦ inv+ raise	pass	3♥
pass	4♣	pass	4♦
pass	4NT	pass	5♣
pass	6♠	all pass	

North's cue bid of 3♦ (the higher suit) promises a limit raise or better in spades (whereas the cue bid of 3♣ would have shown hearts).

South shows extra values by making control cue bids of 3♥ and 4♦, and North bid the spade slam.

West leads the ♣Q. How would you play?

QUESTION 2

♠ 7 5
♥ 7 4 3
♦ 8 7 4 3 2
♣ K J 8

♠ A K J 10 9 8 6 2
♥ A
♦ A J 5
♣ Q

WEST	NORTH	EAST	SOUTH
			1♠
2♠ ¹	pass	3♥	4♠
all pass			

1. Michaels: 5+ hearts and 5+ minor

West leads the ♥J to your ace. How would you play?

QUESTION 3

♠ J 10 6 5
♥ K 10 6 5
♦ A Q 4
♣ 5 4

♠ A K Q
♥ Q J 9 3
♦ 7 5 2
♣ A 7 6

WEST	NORTH	EAST	SOUTH
			1NT
pass	2♣	pass	2♥
pass	4♥	all pass	

West leads the ♣K against your 4♥ contract. How would you play?



WORKSHOPS WITH WILL

with William Jenner-O'Shea

SHORTAGES AND SHORTAGE POINTS

Many players appreciate that singletons and voids are very powerful when you are declaring or defending a trump suit contract. Players get taught to add additional points to their high-card points, but there are many schools of thought about how many points to add, and when to add them.



Some people add some value for shortages before the bidding even begins (often 3-2-1 for voids-singletons-doubletons). However, these players were frequently taught to open with 13 points, including these shortages, not 11 or 12 points like many players do these days. Many players are taught these days to add points only when a fit is found, and perhaps to add 5-3-1 for a void-singleton-doubleton.

One important idea when evaluating hands is that not all shortages are as useful as others. That should be reflected in the amount of shortage points added to your hand. Here is an example hand where you and partner are bidding spades:

You	Partner
♠ K Q 8 7 4	♠ A 3 2
♥ 2	♥ A 4 3 2
♦ A 4 3 2	♦ 2
♣ Q J 3	♣ 9 7 2

You have a spade fit, and you both have a singleton. Many players are familiar with the idea that "trumping in the shorter trump hand" is valuable, while trumping in the other hand is less useful. On this hand, trumping hearts in your hand doesn't gain you tricks; you are trumping with the longer trumps, which are winners anyway. Trumping the diamonds gains you tricks, and gets rid of losers. Tip Number One: Shortage in the 'long trump hand' only adds Control, not Tricks. Shortage in the 'short trump hand' adds Tricks and Control.

On the hand above, You should open 1♠ (I recommend just counting HCP at this stage of the bidding). Partner has a fit, and a useful singleton, so adds 3 shortage points, and should invite game (3♠ using normal raises 11-12 total points). Your 12 HCP hand has improved slightly with a fit, but remembering that the singleton in your hand won't add much value, perhaps, you should pass the invite and play in 3♠. In reality I really like to accept invites, so perhaps I couldn't stop myself from bidding 4♠, which is quite tricky to make.

Another idea when evaluating hands is how good your trumping potential is.

Look at this unusual hand when your partner opens 1♥. As responder, you hold:

♠ 9 8 6 5 3 ♥ A K Q ♦ — ♣ 7 6 4 3 2

You are going to raise hearts, but let's think about the value of your void. To use the void, you will need to trump diamonds, but you will be trumping with your big trumps. Also, you only have three trumps, and might need the ace or king to draw trumps. You can't do a lot of trumping, and apart from the hearts you have no other useful cards. I recommend simply inviting game, perhaps a 3♥ bid only. Personally, I might end up in 4♥ going down, but I would know why!

Imagine instead that partner opens 1♠ instead of 1♥. Now you have 9 HCP which are useful winners as high cards, and you have the ability to trump diamonds repeatedly, and have trumps left over for drawing trumps. This hand is easily worth three or four more tricks in support for spades than it is for hearts. I would insist on at least game, perhaps investigate slam (2NT Jacoby Raise, or 4♦ splinter).

Tip Number Two: You can add 5-3-1 if you have nine or more trumps, but only 3-2-1 if you have eight trumps. Also, downgrade your shortage points if you must trump with high honours.

HOW WOULD YOU PLAY?

with Barbara Travis

Solutions to problems on page 17

HAND 1

♠ K Q 6
♥ K 7 5 2
♦ J 9 7 3
♣ A K

♠ 5
♥ J 6
♦ K Q 8 5 2
♣ Q J 10 8 5

♠ A J 10 9 4
♥ A Q 8
♦ A 10 6
♣ 4 2

♠ 8 7 3 2
♥ 10 9 4 3
♦ 4
♣ 9 7 6 3

West leads the ♣Q against 6♠, after West has made an Unusual 2NT overcall.

Declarer can count 11 winners. However, it is likely that both diamond honours would be offside.

Mind you, as declarer you know that West will not enjoy discarding on the run of the major-suit winners. You must count his hand and work out his minor holdings in the end position.

After winning trick 1 with the ♣A, you have to draw trumps in four rounds, throwing a low diamond from dummy. West discards two diamonds and one club. When declarer plays the fifth trump (!), West throws another club, coming down to two hearts, three diamonds and two clubs. Next, declarer cashes the ♥A and ♥Q, revealing that West began with a 1-2-5-5 hands shape, and still holds 3-2 in the minors.

A heart to dummy's king draws another club discard from West. That means that declarer could cash dummy's ♣K, leaving each of North, South and West with three diamonds. Declarer leads dummy's ♦J and runs it to West's ♦Q (unless East has an unlikely singleton honour). West will now be end-played into returning a diamond into declarer's ♦A10.

If West had discarded down to two diamonds, declarer can keep the ♣K in dummy, instead leading and ducking a diamond to West, knowing that the ♦A will drop the remaining diamond.

HAND 2

♠ 7 5
♥ 7 4 3
♦ 8 7 4 3 2
♣ K J 8

♠ —
♥ J 10 9 8 2
♦ K Q 10
♣ A 10 9 5 3

♠ A K J 10 9 8 6 2
♥ A
♦ A J 5
♣ Q

♠ Q 4 3
♥ K Q 6 5
♦ 9 6
♣ 7 6 4 2

You are playing in 4♠ after a Michaels Cue Bid from West. West leads the ♥J to your ace.

If trumps are 2-1, then there are 10 certain tricks. However, if trumps are 3-0, then you will have to make use of dummy's clubs.

At trick 2, you should lead the ♣Q, which West wins with the ace. West now switches to the ♦K, with East playing a discouraging ♦9 and South ducking. Now West reverts to hearts, which you trump with the ♠8.

In order to ensure an entry to dummy, you should lead the ♠6 to dummy's ♠7. If East ducks, you can use dummy's ♣K to discard the diamond loser, making an overtrick. Therefore, East must win the ♠Q, exiting with a diamond, which you now win with the ace. Now you can cross to dummy's ♠5 (using your ♠2), discarding your diamond loser on a club.

Even if you had led spades and they broke, you only had 10 tricks, so this line of play is 100% regardless of the trump break.

HAND 3

♠ J 10 6 5
♥ K 10 6 5
♦ A Q 4
♣ 5 4

♠ 9 7 4 3
♥ 8 2
♦ 10 3
♣ K Q J 8 2

♠ A K Q
♥ Q J 9 3
♦ 7 5 2
♣ A 7 6

♠ 8 2
♥ A 7 4
♦ K J 9 8 6
♣ 10 9 3


West leads the ♣K against your 4♥ contract. How would you play?

In some circumstances, you might choose to duck the ♣K, to minimise the opponents' transportation. However, on this hand you do not want a diamond switch from East, so you must win the ♣A at trick 1. Otherwise, West can switch to diamonds and the defence will score two diamond tricks (or one diamond and a diamond ruff). Therefore, you just need trumps to break 3-2 to make this hand.

You lead trumps at trick 2. If East win the ♥A on the first or second round of trumps, then leads a club back to West and West switches to the ♦10, you can try the finesse of the ♦Q cost-free. You win a second diamond, draw trumps, unblock your three top spades and ruff a club to dummy. Now the ♠J provides a discard for your losing diamond and you have 10 tricks.

If East ducks two rounds of trumps, just leave the ♥A outstanding and continue with the top spades immediately.

If trumps are 4-1, and East ducks twice, you should continue with the drawing of trumps, but you will need the diamond finesse.



AROUND THE CLUBS

The success of any major bridge tournament is dependent on its floor staff. It does not matter how experienced the director, the tournament cannot function properly without a competent floor manager, an astute scorer and alert caddies. This is especially so with the Grand National Open Teams (GNOT) National Final, where the field is always a mixture of experienced and inexperienced players.

For some years Chris Heesom, who is a member of Bairnsdale and Paynesville Bridge Clubs, was the hyper-efficient Regional Organiser for the Gippsland regions of the GNOT. However, she also offered her services, free of charge, in any role for the 2010 GNOT National Final, and was appointed as a caddy and girl Friday. Chris proved such an asset to the tournament that when the position of Floor Manager became vacant following Chris Diment's untimely death in 2011, she was appointed to fill the vacancy.

The position of Floor Manager has no job specification. She is there to cater for the comfort of the players. Before play, she ensures that the playing area is spick and span and that each table is equipped with all necessary stationery, etc. During play, she must coordinate the caddies to ensure that players don't have to wait for boards. After play, it is her responsibility to display results with all due haste and to prepare the area for the next session. Chris Heesom managed all this, and more, with aplomb. She had become a Floor Manager par excellence, and the GNOT National Final was the beneficiary.

When ill-health forced Chris to step down from her role at Tweed Heads, Australian bridge lost its top Floor Manager, and GNOT bridge players from all over the country lost a good friend.

While Chris has left the national bridge scene, she has not been idle. We are fortunate to have her in our region of East Gippsland as our main director and organiser of important bridge events. Thanks to Chris, bridge players in East Gippsland have joined the digital age and embraced the chance to play their beloved game despite COVID restrictions.

With face-to-face play ceasing in mid March, Chris was quick to identify the opportunity for locals to have a game of bridge and socialize over the internet via Bridge Base Online (BBO). This has been



a great initiative, keeping people connected to the game and providing stimulation and activity to offset long periods of enforced lockdown.

When it comes to organizing and educating members in the intricacies of computer bridge, Chris is at the forefront. The success of the program is due to her encouragement and guidance. She has been signing people up and showing them how to navigate the website. Even the most reluctant of computer users have managed to register, pay, play and chat. Most participants would not have ventured to this place only for the help of Chris.

Chris has gone out of her way to contact and encourage players from all over the local region as well as members of ERBA. (ERBA is the association of country bridge clubs east of Melbourne) Players from outside the area have also participated as guests of the clubs involved.

From small beginnings, we now have sessions on Mondays, Wednesdays, Thursday and Saturdays with between 8 and 12 tables being common. These include a novice pairs session and red point events. Chris manages and directs all of these sessions for those signed in for the day.

Chris has nominated the Bairnsdale Bridge Club as the beneficiary of table fees from BBO. This will enable the local club to offset some of the fixed costs associated with owning and operating their own clubrooms during this period of shutdown.

Chris is to be commended for her initiative in introducing this concept to local members, and her assistance to members in becoming familiar with this computer application of the game. Well done Chris!

Brian Sampson, Bairnsdale Bridge Club



A GAME AT THE (virtual) CLUB

with Barbara Travis

Here's an interesting hand from my most recent game. You are North, East-West vulnerable:

♠ A 10 9 7 5 ♥ J 9 4 ♦ A Q 6 ♣ 6 4

WEST	NORTH	EAST	SOUTH
pass	1♠	2♣	1♦ ³⁺
pass	?		pass

What is the best bid you can make?

You are playing support doubles, so partner should have doubled 2♣ with three spades. North found a solution by bidding 3♣, although this cue bid is game forcing and generally asks for a club stopper.

The best option is to double. This double is just a 'Do something intelligent' double, and even allows for partner to make a penalty pass; after all, playing support doubles means that opener can't make a penalty double of East's overcall. Obviously, it should show at least invitational values! On this hand, South would have passed. Here's my hand:

♠ J 8 ♥ A 10 2 ♦ K J 5 3 ♣ K 9 7 5

I would have passed the double very happily, and 2♣ doubled fails by at least two tricks. (The lack of support double can be a good guide on these hands.)

I was fortunate, making 3NT because West didn't lead clubs, even with 10-8.

My final comment about this hand – if I had been East I would have made a takeout double of 1♣-1♠, showing both the other suits. East's hand was:

♠ K 4 3 ♥ Q 6 5 3 ♦ 7 ♣ A Q J 3 2

Here's another educational hand and auction:

♠ A J 9 8 6 3
♥ 10 9 8
♦ K 4
♣ K 4

♠ K 4
♥ J
♦ A Q 6 2
♣ A J 8 7 5 3

♠ Q 8 2
♥ A Q 6 4 2
♦ 5 3
♣ Q 10 2

♠ 10 5
♥ K 7 5 3
♦ J 10 9 8 7
♣ 9 6

WEST	NORTH	EAST	SOUTH
1♣	1♠	2♥	pass
3♦	pass	?	

East can rebid 3NT, however if partner (West) has a spade stopper, such as K-x, it is preferable to play 3NT from partner's hand. Then the lead is from North, coming around to West's king, and your Q-x-x is a second stopper.

On this hand, it is superior for East to rebid 3♠, stopper-asking for 3NT (and game forcing). That way, if partner holds the doubleton honour, you will 'right-side' your 3NT contract. Most of the field bid 3NT from East, and the spade lead destroyed the contract immediately. Look at the difference if West plays it (except on a heart lead).

Bear in mind, if it is possible that you have honour doubleton (king-doubleton or queen-doubleton) opposite a similar but three-card stopper, you are better served to play 3NT from the doubleton side, having the lead run around to the shorter stopper. (And it usually doesn't matter which hand plays it if

you have K-x-x opposite Q-x-x.) This is particularly relevant when an opponent has bid the suit.

3NT by West made on a spade lead but 3NT by East went down two tricks.

So, bidding 3♠, and having West rebid 3NT was a better action.

Now, here's a crazy auction:

WEST	NORTH	EAST	SOUTH
	1♦	pass	1NT
dbl	2♠	dbl *	3♦
pass	pass	3♥	dbl
all pass			

North's 2♠ should still be a reverse. East hesitated for ages over 2♠, fiddling with both double and some bid which the other players couldn't see. When 3♥ came back to me, I guess I knew that partner couldn't have a reverse, but I held:

♠ 9 8 7
♥ 7 5 4
♦ A 10 8
♣ A 10 3 2

With my two aces, I decided that this auction was deserving of a double. I followed this up with a heart lead, hoping to limit dummy's ability to trump, since we 'supposedly' had a hefty majority of the points. The operation was successful, to the tune of +300, but I did gently reprimand my partner for her random reverse. (She knows better!)

Here's the full hand:

	♠ A K Q 6	
	♥ 9 2	
	♦ K 9 6 5 2	
	♣ 7 6	
♠ J 10 4 3 2		♠ 5
♥ K Q 3		♥ A J 10 8 6
♦ Q J		♦ 7 4 3
♣ K Q 4		♣ J 9 8 5
	♠ 9 8 7	
	♥ 7 5 4	
	♦ A 10 8	
	♣ A 10 3 2	

By the way, note how effective the trump lead proved. When you have the majority of the points, you should lead trumps to restrict the ruffs. In addition, I thought we had all three other suits under control, which further validates the lead of a trump.

On the next hand, I tried using suit preference signals on the trump leads. I'm proud to acknowledge that partner noticed my signals and switched accordingly. I'm sad to say, my carding was inaccurate – for many reasons.

♠ 9 8	
♥ 9 6	
♦ K 3 2	
♣ Q 9 8 6 5 3	
♠ 6 4 3 2	♠ K J 10 5
♥ K Q 8 4	♥ A J 7 5 2
♦ A Q J	♦ 6 5
♣ J 7	♣ A 2
	♠ A Q 7
	♥ 10 3
	♦ 10 9 8 7 4
	♣ K 10 4

East opened 1♥ and West responded a game forcing 2NT (heart fit), and East rebid 4♥ – a minimum. I led the ♦10. East did well not finessing, because I'm confident partner would have won the king and tried a spade through, receiving a ruff for a quick one down. Instead, declarer won the ♦A at trick 1 to draw trumps, ending in dummy. On the trumps I played the ten, then the three, showing spade values. When you look at dummy's black suits, it is far more sensible for me to play the three than the ten, asking for a club through! My spade winners will not run away.

Having drawn trumps, declarer led a spade towards her hand, finessing the jack. I won the queen and led a diamond to partner's king. I have to admit to not stopping to count declarer's points. If I had, I would have assumed she held a 3-5-(2-3) and therefore not 15 HCP (or a 1NT opening bid). Therefore, I would have worked out that partner held the ♣Q too – so a club lead is far better than the diamond. Note: declarer should have led a diamond from dummy, establishing a top diamond for a club discard. This should be done before the spade lead, in case the ♠Q was offside.

Partner won the ♦K but continued the spades, in response to my heavy spade signal on the trumps. Declarer now had a club discard available on the top diamond. Sorry, partner!

Your partner opens 1♠ and RHO overcalls 3♦. What would you bid holding:

♠ A J 5
♥ A 7 5 4
♦ A 9 6
♣ K 9 7

Bidding 4♠ does not do justice to the hand! This is one of the occasions to use a cue raise (unassuming cue bid). Being at the four-level, the 4♦ bid shows a game forcing raise to 4♠. This is the best you can do to describe your hand to partner.

Here is partner's hand:

♠ K 9 7 6 4
♥ K J 10
♦ —
♣ A Q 8 4 2

♠ A J 5
♥ A 7 5 4
♦ A 9 6
♣ K 9 7

Imagine you were West and partner cue raises with 4♦. You will head to the good slam. All you have to do is make the contract! North leads the ♣J...

When someone preempts then leads another suit, usually the lead is a shortage. However, if they lead their suit, you play for them to be short in trumps! However, I would still look at safety playing this trump suit. This combination involves not leading the king, then planning to finesse. South has far more 'vacant spaces' – North has seven diamonds, giving South three diamonds, meaning the South has four more cards to allow for.

Usually declarer should allow for 4-1 spades with either hand, but on this hand I would just think about South holding four spades. Lead the ♠A first, then lead the jack, planning to finesse. You will pick up ♠Q-10-8-2 in South's hand. The reason for this play is that not everyone will reach this slam, meaning that your main focus is on making the contract rather than overtricks. (If you think everyone will be in the slam, play the 'normal' line so that you make 13 tricks if North has the queen-doubleton or tripleton.)

Remember that, at Pairs (Matchpoints), pushing for tight games is not usually winning bridge. Pushing for games at Teams, especially vulnerable games, pays dividends, but not at Pairs.

Here is another hand:

WEST	NORTH	EAST	SOUTH
pass	1♠	pass	1♥
pass	?	pass	2♠
♠ K J 10 9	♥ 9	♦ K 10 6	♣ K 8 7 6 5

With a fifth spade, looking for game is reasonable. However, with only four spades, and partner making a minimal raise (perhaps with only three spades, even), passing is the best action. The singleton may tempt you, but it's in partner's known long suit, so it may not be as useful as it seems. Our outcome in 4♠ was -200, the dreaded Pairs score, and a deserved poor result.

How would you bid this hand, sitting North?

♠ 8	♥ A J 7 5	♦ A 10 8 7 6	♣ A 10 2
WEST	NORTH	EAST	SOUTH
pass	1♦	pass	1♣
pass	?		1♠

Bear in mind, if you use fourth suit forcing then rebid 3NT yourself (having had partner deny a heart control), you are showing a better hand. The 1♦ response is fine with enough values to reverse, but once partner shows spades, just rebid 3NT, showing 13-15 HCP and hearts held. It's Pairs, so you want to play in 3NT, not 5♣.

6♣ might make occasionally, and you can – and should – explore for those slams at Teams, but not at Pairs, where you target the best-scoring game.

My last offering...

North holds:

♠ K 6 4 3	♥ A J 9 5	♦ Q 9 6 3 2	♣ —
WEST	NORTH	EAST	SOUTH
		pass	pass
1♣	?		

Would you overcall 1♦ or double?

I like double, even with only 10 HCP. You have perfect shape and would like to bring all three suits into the bidding. Anyhow, here's the auction:

WEST	NORTH	EAST	SOUTH
		pass	pass
1♣	1♦	2♣	dbl
2NT	?		

Having overcalled 1♦, which is understandable opposite a passed partner (though you aren't that desperate for a diamond lead), what should you bid now? What does partner's double mean?

I think the double shows 4-4 in the majors, with diamond tolerance (two or more cards). I'm perfectly comfortable with passing 2NT, which went down, but you should also consider bidding three of a major, given the club void! Of course, after the 2NT rebid by opener, you are wishing you'd doubled initially; partner would have been able to introduce a major comfortably at the two-level!

This hand is only included so that you keep thinking about what your partner's bidding is telling you, not just your own cards. A regular weakness in people's bidding is the inclination to think about their hand and not what their partner has told them, or how their hand works with partner's bidding. You should also keep thinking about what you've told your partner about your hand in the context of what you now have – for example, 4-4 in the majors together with their 4-4 in the majors!

www.bridgewithbarbara.com

A MUCH NEEDED ESCAPE

by Edwina Seselja
from ABC Radio Brisbane

Kenmore's Anne Russell wins the ABC Radio Brisbane Award for Community in Social Media

When the COVID lockdown hit, the members of Brisbane's Kenmore Bridge Club were forced play the hand they were dealt – and their strategy has seen players become more connected than ever.

"When COVID hit and we had the lockdown, suddenly we were playing bridge one day and the next day we weren't," long-time member Anne Russell said.

"So some of us thought, wouldn't it be nice if we played online? I'd never played online before, but it's a good learning experience."

When they put the out the call to members – many of whom are in their 80s and 90s – the response was huge.

After teaching themselves to use an online bridge platform, Ms Russell and a small group of members took on the mammoth task of getting the players of one of the largest clubs in Queensland comfortable with the technology.

"We spent time with every person – about an hour – making them familiar with using the platform and I think that was really important," Ms Russell said.

"Once they were familiar, of course playing bridge was something they did automatically."

"I didn't know how to Zoom"

This effort was essential to members like Pat Taplin.

"Zoom – that was a new word for me," Ms Taplin said. "I didn't know how to Zoom anyone. A member of the bridge club came out to my home and sort of set up the computer and got me going."

The Saint Lucia resident, who is in her 70s, said without the club she would be very bored. "I think bridge is the sort of game that gives you a challenge," she said. "I think you need challenges in your life and you need to be occupied."

A much-needed escape for many

Ms Russell said for many players bridge was a way to connect with others and escape for a couple of hours each day.

"There are a lot of people who aren't very well, or who have spouses that need a lot of attention," Ms Russell said.

"But when they get to the bridge table and play bridge, you can forget about everything else. In fact that's all you can do, because you have to play – you have to concentrate."



Anne Russell played an integral role in bringing the bridge club online (ABC Radio Brisbane: Edwina Seselja)

Ms Russell worked to organise the games to ensure people got to play with different members and make new connections.

"For me it was so rewarding to see them playing together," she said.

The move online also saw the club grow, with members' friends and family from interstate joining as a way to stay connected, and old members returning.

"We had one lovely woman who was really sick, and she hadn't been to the club for about three months before we closed down because she was too sick," Ms Russell said.

"But as soon as we closed and we started up our online bridge, she came on board. She was playing with her friends that she hadn't actually been communicating with all this time."

Thanks to the efforts of the club to help her play online, the woman was able to connect with her friends again before she died just weeks later.

"We can remember, we were trying to teach her to use her iPad and use this technology," Ms Russell said.

"The nurse was there fixing her leg or something and she was saying, 'No, I want to learn to do this!'"

Online games are here to stay

Ms Taplin and other members have since returned to the club in Kenmore, but that has come with new challenges.

"At first I had troubling holding the cards again, holding them in my hands," she said. "But you soon get used to going back to what you did before."

Now, however, Ms Taplin plays bridge both at the club and online.

"I go to the club once a week now... but you can just relax and do it online in your own home which is fun," she said.

The ABC Radio Brisbane Community Spirit Awards were [announced on 13 November](#), with Anne winning the Community in Social Media category. This is a great example to bridge clubs around Australia of what can be achieved. If you would like to learn more, here is a [video of the awards](#) (starting at about the 21:50 minute mark) and [an ABC radio interview with Anne](#) prior to the awards.

A TRICKY DEFENCE

by
Dennis Zines



You (West) hold the following hand:

♠ 8 6 2 ♥ K 9 8 2 ♦ Q 10 6 4 2 ♣ 4

The bidding:

WEST	NORTH	EAST	SOUTH
		1♦	dbl
3♦	pass	pass	dbl
pass	4♦	pass	4♥
all pass			

You lead the ♦4 and observe this dummy:

	♠ J 10 5 3										
	♥ A 7 5 4										
	♦ J 5 3										
	♣ 8 6										
♠ 8 6 2		<table border="1"> <tr><td></td><td>N</td><td></td></tr> <tr><td>W</td><td></td><td>E</td></tr> <tr><td></td><td>S</td><td></td></tr> </table>		N		W		E		S	
	N										
W			E								
	S										
♥ K 9 8 2											
♦ Q 10 6 4 2											
♣ 4											

North appears to have great faith in partner, as you would have settled for just 3♥ after South's second double.

North plays the ♦3, East the ♦K and South the ♦9. The ♦A follows, South ruffing with the ♥3. South next plays the ♥Q. It is now up to you.

Assume you cover with ♥K, noting the potential of your pips. North wins the ♥A, East following with the ♥10. North now leads a club and plays the ♣J, followed by the ♣K, which you ruff cheaply. You try a third diamond which South ruffs with the ♥6.

A low club is now played, and you ruff with ♥8 to play the ♦Q. South ruffs and plays the ♥J followed by a high club.

It is all over. You have made only two hearts and a diamond. South is smug, North feels justified, and you are not happy. So, to get a bit of justice into the deal, let us play sliding doors.

At trick three, you do not play the ♥K! This is the full deal:

	♠ J 10 5 3	
	♥ A 7 5 4	
	♦ J 5 3	
	♣ 8 6	
♠ 8 6 2		♠ Q 9 7 4
♥ K 9 8 2		♥ 10
♦ Q 10 6 4 2		♦ A K 8 7
♣ 4		♣ Q 10 5 2
	♠ A K	
	♥ Q J 6 3	
	♦ 9	
	♣ A K J 9 7 3	

What has now happened is that South can no longer take the club finesse without playing to the ♥A. Once that card is removed, you can ruff the second club, play the ♥K drawing South's last trump and win a diamond, making your tally four tricks, with the joy being shifted from North-South to East-West.

Would you have found the duck at trick three? I think this is an interesting defence, don't you?

WE'RE ALLOWED BACK TO WORK!

BUT! You've got to remember to:

AVOID MEN →

M - mouth
E - eyes
N - nose

INSTEAD, FOLLOW WOMEN

W - wash your hands
O - obey social distancing
M - mask up
E - exercise and eat well
N - no unnecessary traveling

INTERNATIONAL CHALLENGE

Beaumont

vs

South Africa

by Barbara Travis

When four teams from Beaumont lined up online to play against four teams from South Africa, we were at a slight disadvantage because each of their teams came from a different major city in South Africa – thereby making them generally stronger. We won two matches each, but South Africa finished ahead on overall imps.

All the teams played the same boards, with an interesting Zoom debrief afterwards. Here are some of the hands.

The Unsafety Play

The auction:

WEST	NORTH	EAST	SOUTH
	1♦	2♥	pass
4♥	all pass		

You are East playing in 4♥ on a diamond lead and continuation:

♠ K J 5	♠ 9 8 7
♥ A 10 6	♥ K J 8 7 4 3
♦ J 4	♦ K 6
♣ A K Q J 4	♣ 5 3

North wins the ♦A and returns a diamond. What's your plan?

Nobody played this hand optimally, though several declarers made the contract. Some played for the hearts to be 2-2, others cashed the ♥A then finessed a heart towards South. Both these lines are 'unsafety plays'. The correct line of play, especially in Teams when the safety of the contract is paramount, is to cash the ♥K first, then finesse towards North. As it happens, you will collect the doubleton ♥Q in South's hand as you play, so you'll win the ♥A and discard all your spades on dummy's clubs – making 12 tricks.

Those declarers who took the finesse towards South went down one instead – a four-trick difference!

What went wrong? South was the 'danger' hand, being able to switch to the obvious spade lead through

dummy's ♠KJ, for one off. Planning to finesse towards North was designed to keep South from the lead; North, after all, was the safe opponent, being unable to lead spades effectively for the defence.

♠ A Q 4
♥ 9 5
♦ A Q 9 7 5
♣ 7 6 2

♠ K J 5
♥ A 10 6
♦ J 4
♣ A K Q J 4

♠ 9 8 7
♥ K J 8 7 4 3
♦ K 6
♣ 5 3

♠ 10 6 3 2
♥ Q 2
♦ 10 8 3 2
♣ 10 9 8

The Awkward Hand / Auction

How would you bid these hands, as North-South?

♠ K Q
♥ Q 10 8 7 2
♦ Q 3
♣ K 8 7 5

♠ A 8 7 4 3
♥ A 5
♦ K J 9 8 7 2
♣ —

West is dealer, and East-West pass throughout. North opens 1♥.

Some Souths responded with 2♦, planning to reverse into spades next. It became tricky to convey the five-card nature of the spade suit when North rebid 2NT.

The contracts that make are 4♠ and 5♦.

The actual outcomes at the eight tables?

Match A:

4♠ down 3 (she got tapped off, not realising she HAD to play for spades 3-3) vs 3NT making ten

Match B:

2♠ making ten (an interesting way to gain IMPs) vs 4♥ down 3

Match C:

4♠ making vs 4♥ down 3

Match D:

3NT making vs 3NT making 11

The results prove nothing except that it was a tough hand to bid! I think I'd prefer to be in 5♦.

Belatedly Entering The Auction

You, East, hold:

♠ K 10 9 8 6 ♥ 10 5 ♦ K 7 5 4 2 ♣ K

I don't mind whether I play weak twos, or multi twos (where two of a major shows a two-suited hand with five cards in the majors and a four- or five-card minor). If playing multi twos, you would open this hand with 2♠, but those who play weak twos had to pass.

However, especially at favourable vulnerability, you must be prepared to enter the auction on the second round if you are given the opportunity. If the auction starts:

WEST	NORTH	EAST	SOUTH
	pass	pass	1♥ four card majors
pass	1NT	?	

you can either bid 2♠ or, better, bid 2♥ as a Michaels cue bid, showing the 5-5 with spades and a minor!

Your partner will probably raise you to 4♠!

On the other hand, if the auction starts:

WEST	NORTH	EAST	SOUTH
	pass	pass	1♥
pass	2♥	?	

you should bid 2♠. Making a Michaels cue bid of 3♥ is an overbid on this hand.

The important thing is: you need to enter the auction.

Your hands:

♠ A Q J 5	♠ K 10 9 8 6
♥ A 7 3	♥ 10 5
♦ J 8	♦ K 7 5 4 2
♣ J 9 7 4	♣ K

North held the ♦A, so making 4♠ was simple as long as you looked after your entries to lead a diamond towards hand.

Watch the Spots

♠ 10 6 3	♠ J
♥ K Q 2	♥ J 10 8 7
♦ 10 7 5	♦ K Q 8 4 2
♣ A 10 7 4	♣ J 5 2
♠ K Q 9 7 5 4 2	
♥ 6	
♦ 9 3	
♣ Q 9 6	
♠ A 9	
♥ A 9 5 4 3	
♦ A J 6	
♣ K 8 3	

Various Souths ended in 4♥ after West made some preemptive spade overcall. West led the ♠K - three - jack - ace. Only one of them made the contract, and that was by ducking a club to East and then then being able to discard the spade loser on dummy's long club.

Nobody seemed to notice that North's ♠10 could now be made into a winner! Nobody seemed to manage the diamond suit for one loser either.

Only one declarer made ten tricks in 4♥.

Doubling a Bergen Raise

What does it mean to you and your partner when you double a Bergen raise of 3♣ or 3♦?

To my way of thinking, it should still be a takeout double of their agreed major.

On this hand:

♠ —
♥ 8 6 5 2
♦ A 7 5 4 3
♣ A Q J 3

and this auction:

WEST	NORTH	EAST	SOUTH
	1♠	pass	3♦ 10-11 raise
?			

you can now double for takeout.

WEST	NORTH	EAST	SOUTH
	1♠	pass	3♦ 10-11 raise
dbl	4♠		

Your partner held:

♠ 10 9 6 3
♥ J
♦ K J 10 9 2
♣ 10 6 2

Partner may be able to determine the following:

1. You have a spade void.
2. Therefore, you are probably some 0-(4-4-5) hand shape.
3. With their heart shortage you have a good fit.

Partner may realise that 5♦ may be a great save (or even make) – even at adverse vulnerability.

Just about everyone played in 4♠ making, but 5♦ was also cold for East-West, losing one heart and one club (club finesse failing). Don't be afraid to come in on these shapely hands.

Five educational hands in a 16-board match. What fun!

Tasmanian Gold Swiss Pairs

Elwick Function Centre Glenorchy



9th – 11th April 2021

Events for Players of all Levels

Friday	Welcome Open Matchpointed Pairs Welcome Restricted Matchpointed Pairs Welcome Novice Matchpointed Pairs
Sat/Sunday	Tasmanian Gold Open Swiss Pairs Gold Masterpoints Tasmanian Gold Restricted Swiss Pairs Gold Masterpoints Tasmanian Gold Novice Swiss Pairs Gold Masterpoints
Fri/Sunday	Afternoon Rookie Events

Tasmanian Bridge Association Inc.
ABN: 66 028 130 967
www.tasbridge.com.au
Australian Bridge Federation
ABN: 70 053 651 666



Contact: Tournament Organiser, Katherine Marsden kmarsden26@gmail.com