



NEWSLETTER

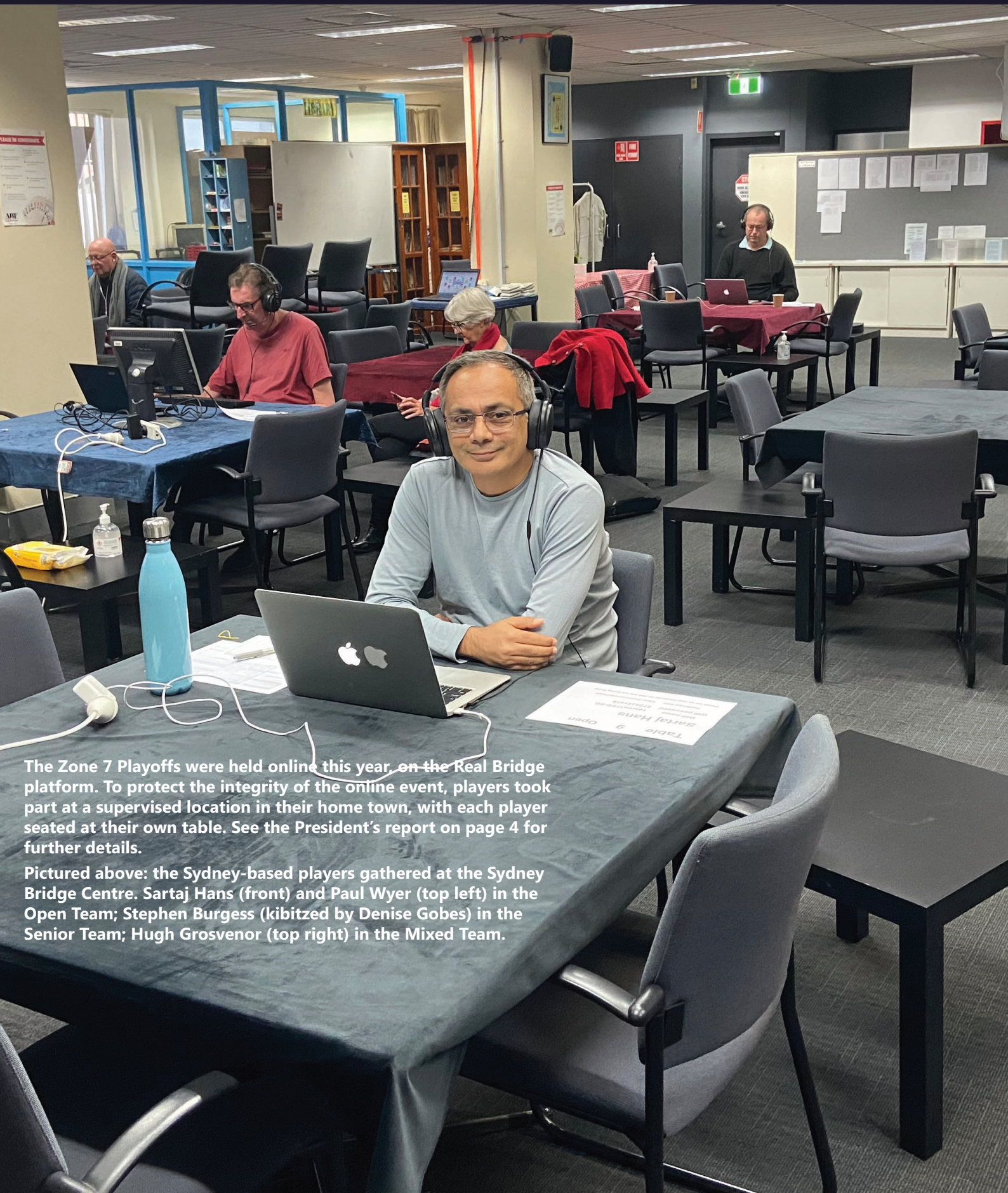
AUSTRALIAN BRIDGE FEDERATION INC.

Editor: Brad Coles (editor@abf.com.au)

No. 209 June 2021

Approved for Print Post S65001/00163

ABN 70 053 651 666



The Zone 7 Playoffs were held online this year, on the Real Bridge platform. To protect the integrity of the online event, players took part at a supervised location in their home town, with each player seated at their own table. See the President's report on page 4 for further details.

Pictured above: the Sydney-based players gathered at the Sydney Bridge Centre. Sartaj Hans (front) and Paul Wyer (top left) in the Open Team; Stephen Burgess (kibitzed by Denise Gobes) in the Senior Team; Hugh Grosvenor (top right) in the Mixed Team.



JUNE 2021 ISSUE

President's Report: Allison Stralow	4
ABF Marketing Report: Peter Cox	6
MyABF Update: Julian Foster	8
ABF Foundation News	10
Youth Bridge News: Leigh & Bianca Gold	11
Teaching Tips: Ian Dalziel	12
ABF Education: Joan Butts	14
Improve Your Defence: Ron Klinger	2, 15
Autumn Nationals: Barbara Travis	16
How Would You Play? Barbara Travis	18, 20
Bridge Into The 21st Century: Paul Lavings	21
Workshops With Will: William Jenner-O'Shea	22
Tasmanian Gold Swiss Pairs: Rakesh Kumar	24
Responding to a Five-Level Overcall: Jodi Tutty	26
Tools For Competitive Partscores: Julian Foster	28
A Game At The Club: Barbara Travis	30

DEADLINE FOR AUGUST EDITION

ADVERTISING: 15 JULY

ARTICLES: 12 JULY

DISCLAIMER: It is ABF policy not to accept advertising from persons or organisations believed to be unreliable or financially irresponsible. We are not responsible for the performance of advertisers, the delivery or quality of the merchandise or services, or the legality of any particular program. The ABF reserves the right, at its sole discretion, to refuse any advertisement.

Advertising and article enquiries: editor@abf.com.au

Distribution or admin enquiries: secretariat@abf.com.au

Letters to the Editor and feedback: editor@abf.com.au



**IMPROVE
YOUR
DEFENCE**

with
Ron Klinger

Solution on page 15

Teams ♠ K Q 9 6 4 2

E/All ♥ K

♦ J 10 7 2

♣ J 9

♠ 5

♥ A Q 10 5 4 2

♦ 9 6 5 3

♣ 10 4



WEST	NORTH	EAST	SOUTH
pass	2♥ ²	pass	1NT ¹
pass	3♠ ³	pass	2♠
all pass		pass	4♠

1. 11-14 balanced.

2. Transfer to spades.

3. Inviting game.

Lead: ♦5 (thirds and fifths). Dummy's ♦J is covered by the queen and South takes the ♦A. South cashes the ♠A and plays a spade to dummy's ♠K. Then comes the ♠Q, South following. East has played ♠8, ♠3, ♠J. West discards the ♥5 and ♥2, encouraging hearts. Declarer now leads the ♣J: eight - five - four and the ♣9: ace - six - ten. East plays the ♥6 to West's ace. How should West continue?



Paul Lavings Bridgegear



www.bridgegear.com (02) 4295 0870 paul@bridgegear.com

AGENTS FOR

BRIDGEMATES



NOW USED UNIVERSALLY

SUPER BIDDING BOXES

Our bidding boxes are in a class of their own with long-lasting plastic cards. Easy-to-read design makes them perfect for right and left-handed players



<https://youtu.be/BlwvbqC9Hm0>

CLICK HERE TO SEE YOUTUBE DEMO

\$59.95 set of 4 with quantity discount.
In green, red, or royal blue

"I'm delighted with these boxes. It's amazing how easily they open and close. And the plastic cards are GREAT, no more orange left-handed bidding boxes. There is no comparison with other bidding boxes I've used."

BID PAL BIDDING BOXES

\$34.95 set of 4
In green, red or black with coated bid cards



REPLACEMENT BIDDING CARDS

High quality, 100% plastic, symmetrical (the same for right and left-handed players) **\$26.95** set of 4
Symmetrical plastic-coated replacement cards **\$22.95** set of 4
1C, 1NT, PASS, ALERT 100% plastic, long-life **45c** each

WE SPECIALISE IN BRIDGE CLUB SUPPLIES – HIGHEST QUALITY AND REASONABLE PRICES

CALL PAUL ON 0408 888 085

PLAYING CARDS

6 lines of playing cards
plastic or plastic coated,
standard or large index pips



DUPLICATE BOARDS

Strong, non-warp, open and close easily, vibrant colours **\$3.60** each

TABLE CLOTHS

For Bridge clubs. Best corduroy in green or blue **\$30.00** each. Velour **\$20** each.
Velvet cloths for home use **\$65.00** each

FELT-TOPPED BRIDGE TABLES

Elegant mahogany tables, 81x81 cm.
Well-designed, strong
\$290 each



ALUMINUM CARRY CASE

Holds 36 boards, reinforced corners, lightweight, **\$65.00**



TABLE NUMBERS

1-10, 11-18, **\$2.00** per number

BIDDING SLIPS

500 double-sided, 11x10cm, **\$6.70** ea,
as low as **\$5.50** for quantity

CARD HOLDERS

Long white plastic **\$14.95**
Winning Hand **\$15.95**

Round plastic hand-held
foam centre **\$3.50**



Australian Teaching Books

35% discount plus postage

FEEL FREE TO CALL US ANY TIME TO DISCUSS YOUR REQUIREMENTS AND/OR PLACE YOUR ORDER

An Aussie World Champion!

AUSTRALIAN DEALING MACHINE



- WORLD'S BEST
 - FULLY ELECTRONIC
 - USE ANY CARDS
 - CONTINUALLY IMPROVING
 - ASK FOR A FREE TRIAL
- \$4495** plus delivery.

COMPScore 2



CompScore2

Great with Bridgemates **\$250**

PRESIDENT'S REPORT

Allison
Stralow



As I write this, I am supervising Renee Cooper playing in the Australian Youth Team in the online Zone 7 Playoff. In order for Australia and New Zealand to retain their Bowl spots, the WBF requires a Zone 7 playoff to occur. In normal circumstances this would have been played at the APBF.

Running this event online was not a light undertaking, as Australian representatives were located in seven sites around the country and supervisors were required in each location to ensure the integrity of the competition. New Zealand had two sites, which were also supervised. The cross-Tasman rivalry continues despite COVID-19.

Cheating in bridge refers to a deliberate violation of the rules of the game, or other unethical behaviour that is intended to give an unfair advantage. Unfortunately online bridge is susceptible to improper behaviour and the ABF is committed to giving all players confidence that the Laws of Bridge are being followed. It is a serious infraction of the Laws of Bridge to use unauthorised information when competing. A number of National Bridge Organisations have notified the WBF of players who have been suspended for cheating online. The WBF has indicated that it wishes to see penalties/suspensions imposed in one country followed in all other jurisdictions.

The ABF support this proposal, and indeed states and territories have agreed that any penalty imposed in one state or territory will be reflected in all others. A register of all relevant disciplinary decisions made by the ABF and the states and territories is being created, as this will allow the various bodies to know whether any particular player has a disciplinary history if determining a new infraction.

We have established an ABF online Recorder to investigate allegations of online cheating in ABF online events. Several suspicious matters have been investigated and two referred to the ABF Ethics Committee. One couple playing online

from the same house has been suspended from play for using unauthorised information, and the masterpoints earned have been cancelled.

ABF Legal Counsel is working to ensure that all parties are afforded Natural Justice and that the process employed is fair.

Considering online bridge has gained momentum and popularity over the past year, and will most likely continue to be used, it is important that as the governing body we ensure players have confidence in a level playing field for all. There is no doubt that a game of bridge should be played competitively, but please play fairly.

ABF License Events

Congratulations to Jinny Fuss and the SABF for the smooth running of the ANOT, despite withdrawals at the last minute due to border closures. Also to the QBA and Janet Hansen for a successful Barrier Reef Congress.

I look forward to catching up with players at the VCC and the ANC in Perth.

abf.pres@gmail.com

Active ethics rewarded

On the topic of cheating at bridge, Marshall Lewis sent us this inspiring anecdote from top-level play:

Mariusz Puczyński is a Polish bridge player whose greatest achievement has been to win the Bronze Medal in the 2004 European Bridge Championship. His teammates on that occasion included Cezary Balicki and Adam Źmudziński, for many years known as Poland's strongest pair and as one of the strongest pairs in the world.

During the 2015 bridge cheating scandals, Puczyński satisfied himself that his former teammates had not been playing honestly, and returned his medal to the European Bridge League because he no longer wanted it.

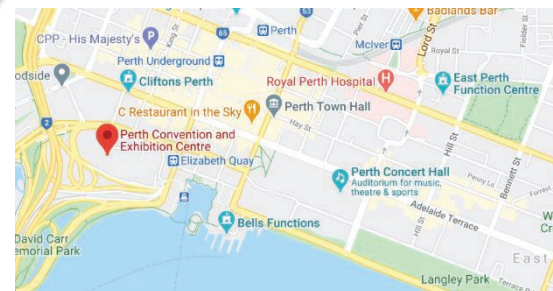
In early 2019, Puczyński had the opportunity to partner Zia in a tournament in Poland. Someone told Zia about Puczyński's gesture, and he warmly complimented him for it.

On 15 May 2019, Puczyński received a package through the post as a present. It contained the Gold Medal which Zia had won at the 2009 Bermuda Bowl.



Warm-Up with The
Joan Prince
Memorial Swan
River Swiss Pairs,
sponsored by
Daisy Pool Covers

Perth ANC 2021



10th July to 22nd July

Perth Convention and Exhibition Centre

**21 Mounts Bay Rd,
Perth WA 6000**



PERTH CONVENTION AND
EXHIBITION CENTRE

www.pcec.com.au



Website: www.daisypoolcovers.com.au

Phone: 1300 55 18 11

Email: sales@daisypoolcovers.com.au

ENTRY INFORMATION

Please note that entries to the ANC open on the MYABF website.

Lodge online– simply go to:

For **The Joan Prince Memorial Swan River Swiss Pairs. Sponsored by Daisy Pool Covers:**

<https://www.myabf.com.au/events/congress/view/6> and follow the prompts.

For all **other ANC events:** <https://www.myabf.com.au/events/congress/view/7> and follow the prompts.

All
Congress
Events have
a 1st cash
Prize of
\$100.



Tournament Organiser:

Robina McConnell

email: bina360@hotmail.com

phone: 0400943367

Entry Manager:

Jane Reynolds

email: janereynoldsbridge@gmail.com

phone: 0402074070

ABF President:

Allison Stralow

email: president@abf.com.au

Chief Tournament Director:

Matt McManus





MARKETING REPORT

with Peter Cox



The Internet Impact on the Bridge World

The growth of high speed broadband since 2000 to about a 90% share of the population today has had far-reaching effects on all aspects of our lives, including email, web browsing, banking, video streaming and shopping. The popularity of the smartphone has grown from the release of the iPhone in 2012 to launch a mobile revolution and changed society including business, government, education, health care and interaction with loved ones.

The Internet has also affected our bridge world in many ways, bringing great opportunities, but also threats to traditional bridge, which have been accelerated by the pandemic in 2020.

Learning

The closure of f2f schools, universities and industries during the last year has demonstrated the value of online learning around the world for academia, work, hobbies and leisure activities. Has bridge taken full advantage of this opportunity, or have people taken up other activities and interests?

Teaching

Australia lost basically a whole year's intake of beginners as lessons in clubs were cancelled. The exception was Paul Marston, who offered four free online *Introduction to Bridge* lessons, and with seven intakes has taught nearly 1,000 beginners. One survey alone of his graduates showed they had approached 52 clubs around Australia and only 6% were to his club in Double Bay. Online teaching is very demanding but can be a major source of new players in the future, particularly in a country spread so wide and thin as Australia.

Clubs

Over 60 ABF Online Clubs played on BBO providing badly needed bridge for players during COVID, and in a year has contributed back to participating clubs nearly \$700,000. All bridge clubs today need internet savvy officials with online computer dealt hands, Bridgemates, scoring, results posting, membership management, masterpoint returns and increasingly player payments online. MyABF technology provides nationally uniform online entries and cashless payments for congresses, individual masterpoint analysis, and the next step is for all clubs to experience these same benefits.

Players

About 30-40% of members played online during COVID, which was lower than the UK and the USA with over 50%. However, clubs in those countries were closed for a year or more, where in Australia in some states clubs were only closed for three months and most for six months. This allowed players to return to clubs far sooner and the number playing online to have reduced by half since the peak in September 2020.

ABF No of Player Games per Month on BBO
Months 2020-21



Congresses

All congresses were cancelled for a year from March 2020 and have now started again in April 2021. During that period the ABF ran Nationwide competitions on Friday nights and Sunday afternoons which allowed people to play together from around the country. Towards the end of 2020 a new online platform called RealBridge in the UK was created with video and audio providing live face to face bridge again with increased security. The NSWBA, the NSBC and the ABF successfully experimented with online competitions (and now congresses) with the Australia vs NZ Zone 7 Playoffs on Realbridge in late May 2021.

Workshops

Online workshops for Joan Butts teaching teachers has been a successful strategy during COVID, and free Marketing Workshops Online are ideal, though we have been disappointed with the take-up by clubs. At this time with playing numbers still down, all clubs should be using the online workshops and marketing grants and subsidies to run beginner's courses and rebuild their clubs.

The Future

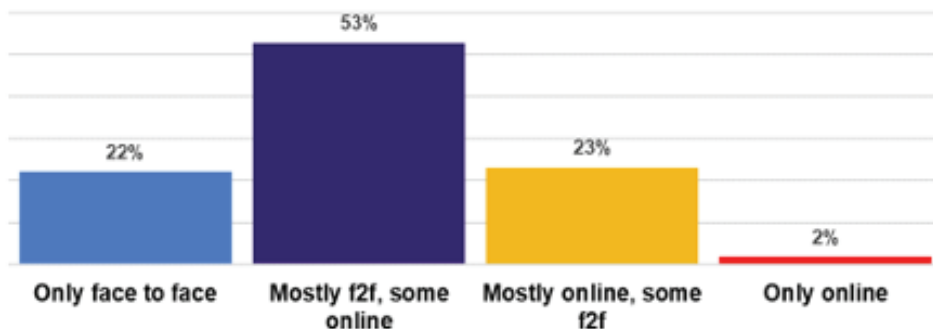
The ABF Player Survey in December 2020 showed that over 80% will play face to face "Only and Mostly," but there will still be some who will play online as well, and a very small group who will only play online. In the January-March quarter f2f club bridge was down about 8% on the same period in 2020. The major congresses held f2f so far have also been slightly down on the pre-COVID period.

As long as Australia does not get another serious COVID wave then congresses and clubs will be returning to near normal, but there should still be a place for some online in the future.

Meetings

Online has allowed the ABF, state associations and clubs to hold AGMs and management meetings virtually on Zoom to conduct ongoing business and plan for the future post-COVID. Online has allowed widely situated people to meet cost effectively, though the ABF President in particular has missed the personal relationships, nuances and camaraderie of meeting bridge players.

How do you plan to play bridge in the Future?
f2f is face to face bridge in a club



Community

Many people, particularly the elderly, have struggled with isolation during COVID and Online has provided a way for people to communicate, foster relationships and source information. Research shows that about half of internet users feel as strongly about their virtual community as their real world communities. Online bridge had a very important role for many of our players coping with the social pressure of the pandemic, and will continue to do so for players feeling emotionally isolated.

BAMSA CONFERENCE

28 June - 1 July 2021

Samantha Punch is a Professor of Sociology at the University Of Stirling and plays bridge for Scotland. She is particularly interested in the Sociology of Mindsport to ensure sustainability and participation. In particular she has been the driver of the Keep Bridge Alive campaign.

Samantha is organising the June 2021 BAMSA (Bridge, A Mind Sport For All) Virtual Conference that will "bring together academics, practitioners and policymakers to exchange ideas, review case studies and share good practice. The event is open to anyone that cares about bridge and the sustainability of the game. Bridge players, teachers and organisers are all welcome to attend and contribute."

The conference has published many research papers and Advanced Recorded presentation videos already for you to read. Australia plays a role in the conference with:

- Kim Frazer is on a panel, and is also being interviewed by Professor Punch on her book *Gaining the Mental Edge*, which is very interesting.
- Ben Thompson is reflecting on COVID Impacts from South Pacific Bridge Federation, of which he is President.
- Polly Fong has provided a video of her and other Australian Researchers' findings of a case study on the *Role of Third-Places and Ageing in Place*, which studies a bridge club in Australia.
- I was also invited to present video presentations on *Australia – The Post Covid Experience* on Day 2 Session A, and *Marketing Challenges facing Bridge after COVID* on Day 4 Session B.

Please support the free conference by registering. There is plenty of interesting research to read now, and you can join the sessions online which are in the evenings Australian time.

BAMSA Virtual Conference
Bridging Academia, Policy and Practice
28 June - 1 July 2021
Register for free at: <https://bridgemindsport.org/conference-2021>

Logos: Bridge: A MindSport For All, University of Stirling, Leisure Studies Association, University of Stirling, University of Stirling

MYABF UPDATE

with Julian Foster

julian.foster@abf.com.au



MyABF use continues to expand. We now have over 2,000 signed up players and the first major national congress using it (ANOT) has been completed. The VCC and ANC are now taking entries and Gold Coast next year will also be listed here. More clubs and states are beginning to list congresses. Over \$200,000 has now been paid through the bridge credits system.

Some common issues

At the moment I am dealing with all the direct email support requests, although I am very grateful to some tournament organisers (particularly Jane Reynolds and Nigel Dutton in WA) who are providing local assistance to players as well. Here's a few common ones.

SIGNING UP – ACTIVATE YOUR ACCOUNT!

One recommendation: sign up for the first time on a computer, not a phone. We have had reports that the sign up button doesn't work properly on some phone models (iPhone 6 & 7, Samsung S9 & S10). We are looking into that, but it's obviously impossible to test every part of myABF on every possible phone and tablet model out there.

A common request I get is that someone cannot login and are told their account is inactive. 90% of the time this is because they have not activated their account. When you first sign up you are sent an email that contains a link which you need to click within three days to activate your account. This is done to ensure the email you have used is valid and to stop spammers setting up random accounts.

So after signing up please check for that activation email (remember to also check your spam folder). It looks like this:



If you don't receive it, you might have mistyped your email, in which case you do need to contact me. But if you do receive it, you need to click on the link in it. That will activate your account and take you into the system for the first time. I can activate your account manually but I really don't want to do this 25,000 times!

ENTRIES AND PAYMENTS

Based on the queries I've received, below are a few key points that might help clarify things.

- 1. Everyone needs to be a signed up member of myABF to be included in an entry.** This is currently an ABF policy. So if you can't find your partner or teammates to add them to your entry, that is almost certainly why. Just put "TBA" instead and ask them to register. It really isn't hard!
- 2. "Bridge credits" are worth \$1 and always will be.** No, I don't like the name either, it wasn't my idea! We may run a competition to choose a better name – watch out for it!
- 3. "Bridge credits" effectively means pay online by card.** When you select to pay using bridge credits, what you are really saying is "use money on my account if I have it, otherwise take me to pay by online card using Stripe".
- 4. You don't need to manually put money onto your Bridge credits account before making an entry.** You can if you wish (it saves having to key in card details later when you enter). But you can make an entry, select bridge credits, click "Checkout now", "Confirm Entry" and immediately pay by card just for that entry.
- 5. You don't have to pay for the whole entry.** You can choose payment methods for every player in the entry. If you want to pay separately select "Ask them to pay" against players you are not going to pay for.

I appreciate the system isn't as clear as it could be in some areas – thanks to those of you who have made constructive suggestions about where it can be improved, we are looking at them all and are certainly planning to make some changes. Please note, just telling me it's "not intuitive" or "not user-friendly" isn't much help – WHAT do you find not intuitive?! What's "obvious" to one player can be a confusing nightmare to another!

The next major change coming to myABF is a re-vamp of the congress listing. It may be in use by the time you read this. Here's a preview:


The list is a lot more compact than the current one (don't worry if you don't see exactly what's in this screenshot – it includes admin elements most players won't have). The key new things available are the ability to select a date range to view (default is the next six months) and the ability to filter congresses by the organisation running them, the state, and the type of event. This should make it much easier to find the events you want to view and enter.

Remember myABF is like an iceberg – what you as a player see is a small fraction of the system. The Congress admin area is about ten times larger than the player areas and the underlying system administration and security features are about the same again! This is a major IT project and a significant ABF investment for the long term benefit of everyone involved in bridge. Your feedback is vital to help us do it better!

[illegible]

The upcoming VCC in Melbourne from June 10th to 14th will be held at Marvel Stadium. This is exciting news for the event with the stadium being located in the heart of Docklands – a stone's throw from Southern Cross Station, hotels and restaurants. The spacious venue will provide a fabulous backdrop for this most prestigious event.

This year's event features a new Mixed Pairs event, named in honour of Jim and Norma Borin. There are also various categories to enter in the main VCC teams. These categories gave rise to this most amusing anecdote about the all-male team that entered the 'Mixed Teams' category. Mere Male doing the entries misinterpreted the meaning of 'mixed' and considered his team which comprised players from Lebanon, Syria, Sri Lanka and China qualified for the classification. The mistake was the cause of much hilarity and ribbing at the local club.



If you haven't entered yet, there are plenty of spaces available. Full details and to enter visit myABF.com.au



Kim Frazer

ABF Foundation News

During November, the ABF Foundation will be auctioning a session to play with Professionals & Leading Players in a Pro-Am Tournament on Real Bridge as a fundraiser.

Several leading players including Ron Klinger, Sartaj Hans and Justin Mill have committed their time to this worthy cause, Further details on the tournament will be published in the August newsletter and full details and links to the auction site will be available soon on the ABF Foundation website at www.abffoundation.org.au.

In other Foundation news, commitments to donate have been received from several Foundation trustees:

We have added the ABF Foundation to our will and hope others who love the game will consider doing the same. We have gained so much from bridge – our marriage, lots of friends, great holidays, many memorable times, lots of laughs and great competition. What a fascinating lifelong game that the ABF Foundation will support and help grow.

Andrew & Sandra Richman

I'm hooked on bridge. It's always fascinating, often frustrating, but never boring!

Bridge has definitely enriched my life. I love the challenge, competition & camaraderie.

I have donated to the ABF Foundation because I want to support the growth & longevity of the game and encourage others to learn this game I love.

Mimi Packer

I first learned bridge fifty-five years ago watching my parents playing social games at home. Since then, and apart from playing, I have traversed so many aspects of the game including teaching, directing, convening, bridge club ownership, authoring and commentating.

But, throughout my journey through the game, the strength of friendships that I have built throughout the world and the common language that we all share has added so much to my life.



Supporting the future of bridge

It feels good giving back to a game that has enriched my life in so many ways.

For this reason, it seems more than appropriate for me to do something to ensure the continuation and strength of the game for the future thereby ensuring that future generations can enjoy all that bridge has given me.

David Stern

When I first heard about the idea of a 'bridge future fund' from Bob Jacobs, I thought it was brilliant and I am pleased to have been able to work with the ABF Council and Board to bring the idea to fruition by establishing the ABF Foundation. Bridge has given me a second competitive life after shooting and brought me many hours of enjoyment. I am delighted to be able to contribute to the future of bridge, both through a donation now, and by leaving a bequest in my will for the future.

Kim Frazer

Most importantly later in life sometimes you learn or understand what giving is about. Donating furthers opportunities for things that may be unpopular or controversial to others and the ABF. I worked all my life to play bridge and it has given me that life and I have committed a donation to help ensure the game I love endures.

Simon Hinge

If you would like to donate, you can visit our website

<https://abffoundation.org.au/donations.asp>

for further details, or contact the foundation at

info@abffoundation.org.au



PLAY YOUR CARDS RIGHT

For all your professional and personal insurance needs, including travel insurance.

Check out their website at www.tbib.com.au

TONY BEMROSE INSURANCE BROKERS



YOUTH BRIDGE NEWS with Leigh and Bianca Gold

RETURNING IN A CAUTIOUS MANNER

As Melbourne faces yet another lockdown, and bridge across Australia is still returning in a cautious manner, fewer state and national events are being played. Many youth players are continuing to play online and in small groups where they can. Over the last year most schools have ceased enabling external parties on school grounds for extra-curricular activities, and many of our plans for 2021 dried up.

One National was able to proceed since our last edition, and that was the ANOT in Adelaide. As a premier event, Adelaide reached new heights from 29 April to 3 May. It was a time of excitement as friends around Australia were able to catch up and play the game we love face to face.

Here is a memorable hand from the event.

Board 17	♠ 5		
N/Nil	♥ 10 9		
	♦ A 9 7 6 3		
	♣ K 9 5 4 3		
♠ K Q 10 6 2		♠ A J 9 4 3	
♥ A K 6 4 2		♥ Q	
♦ —		♦ K J	
♣ J 10 6		♣ A Q 8 7 2	
	♠ 8 7		
	♥ J 8 7 5 3		
	♦ Q 10 8 5 4 2		
	♣ —		
WEST Brake	NORTH Haffer	EAST Humphries	SOUTH Gold
	pass	1♠	2♠ Michaels
4♦ splinter	5♦	6♠	pass
7♠	all pass		

In the last round of the teams Joe Haffer and I came across Susan Humphries and Jessica Brake (playing with Matthew McManus and Ellena Moskovsky). Joe

Haffer, sitting North, passed showing 0-8 HCP and normally not three spades (unless he is holding four clubs). Susan opened 1♠, and knowing they had a likely slam, I tried my luck with 2♠ (showing hearts and diamonds). Jessica splintered, showing shortage in diamonds, and Joe bid 5♦ in an attempt to stop Keycard Blackwood from occurring. With little option, Susan jumped to 6♠, passed to Jessica, who went into the tank. What hand could partner have for jumping to 6♠, missing KQTxx in trumps, the ♥AK and knowing she had the void in diamonds rather than just a singleton. With due thought, Jessica bid 7♠, commenting it was the first time she ever took a fly at the seven-level, and was rewarded. Well done.

Notable results from the ANOT for the under 30's were:

- Jamie Thompson – 5th in the Teams.
- Andrew Spooner – 3rd Open Swiss Pairs.
- Ellena Moskovsky – 4th Open Swiss Pairs.

As bridge in Victoria continues to face uncertainty, Bianca and I have returned to full time study at university, to look for new endeavours to fill our bridge void. As we turn to other ventures, this will be our last edition of the Newsletter as we take a step back. This is not a goodbye, as much as "see you at the bridge table when we can".

We have enjoyed our time assisting our younger players, and hope that clubs continue with the "Bring Your Grandchild to Bridge" days. As travel restrictions constantly flux, we ask you to turn to your local state coordinators for additional support in recruiting youth into the bridge world.

As special thanks to Kim, Allison, Roy and Jane for your support over the years and wishing everybody a safe return to the game we all love.



Full-Blooded Post Mortems, Part One

In my supervised play sessions, I use computer dealt random hands. The players get no help at all during the bidding and play, as this ruins the hand for the others and slows it down, but each deal is discussed fully in the post mortem after the play.

For the post mortem, I need to know exactly how the hand was bid and played. I can't rely entirely on players' memories; trying to work out the play from the quitted tricks is very awkward and slow, so the players keep a written record.

The dealer records the bidding on the form shown. The hand number is in the left column, doubles are marked with an X and passes are shown with a dash, so the positive bids stand out.

When bidding is over, the form is passed to dummy who records the opening lead in the right column and, during play, writes down the card which wins each trick. Ruffs are marked with an X beside the card. The number of tricks declarer made is noted in the right column and circled. (If it's a table of five, then the extra player keeps this record).

In this example, dealer opened 1NT, which was doubled, and the final contract was 3♠. The lead was ♥8, the first trick was won by the ♥A, second trick by the ♥K, third by the ♠A. Tricks 9 and 13 were won by ruffing and declarer made 10 tricks.

Hand No.	BIDDING RECORD				Lead + Tricks
	DEALER				
1	1NT	X	2C	---	
	---	2S	---	3S	
	---	---	---	---	8H
	AH	KH	AS	AC	
	JS	KC	QH	9H	
	7Sx	KS	QS	KD	
	9Sx				(10)

At the end of play, the cards are put out as four dummy hands. The players are desperately keen to know if the decisions they made were right or wrong and why. First I go over their bidding, then I go over their play. By looking at the recorded winning cards, I can usually work out how the hand was played, with the players filling in the gaps. If the bidding is straightforward, most of the time is spent discussing their play. If they land in a hopeless contract, I may concentrate entirely on their bidding.

This means that every student at every table can have all their bids and plays commented on if they so wish.

It's like having the teacher sitting over your shoulder for the whole session. I can manage up to five tables myself, but when doing it for the first time, then one teacher per three tables is recommended. If I use the same hands for more than one class, I become quite familiar with them and can assess the hands very quickly.



Ian Dalziel is a teacher and regular columnist for "Mr Bridge" magazine in the UK, where this column was originally published.

I find that these random hands can throw up wonderful teaching points which are hard to design into prepared hands. I observe errors in the card play which are missed by any other method of teaching. Eventually, random hands revise everything taught previously. If I teach something in a lesson and it never appears in the random hands, it wasn't that important anyway.

These hands teach the teacher also. It lets me know if students have absorbed what I have taught previously, and also brings out things that need to be taught but I may not have thought to include in a lesson. Many of my lessons have been prompted by seeing errors in post mortems. Random hands are not easy on the teacher; I don't alter or reject any computer dealt hand, even if it shows my bidding system in a bad light. Students who follow good practice sometimes get a bad result, while those who break every rule in the book can get a great score. My usual response is, "It's hard to argue with success," or, "Well done, but don't do it again!"

The students love these sessions, they never tire of them and you will see improvement over time. Once you have exhausted your teaching syllabus you can continue this format for many years. You have a job for life.

I use yellow paper for the pad, so the students call it the 'yellow pages' (this can also be used for prepared hands in teaching classes but I'll say more about that in future columns). An A4 master sheet is photocopied and is cut into four three-inch wide sheets, then 16 sheets are stapled together with a backing card.

Anyone wishing a PDF or Word copy of the master sheet should email ildalziel@gmail.com.

Bridging Academia, Policy and Practice

Online Conference: Monday 28 June – Thursday 1 July 2021

Free international conference for academics, bridge players, teachers & administrators



Join Bridge: A MindSport for All (BAMSA) – a global network – and share best practice

Case studies from: Australia, China, Croatia, Czech Republic, Denmark, India, Ireland, Israel, Japan, Madeira, Netherlands, Norway, Poland, South Pacific, UK, USA

More than 60 presenters and panelists from 20 countries

28 June: Benefits of bridge as a sport

Welcome: World Bridge Federation President

[1A] Mindsports in Academia & Society

13:00 (BST UK) / 14:00 (CEST) / 08:00 (EDT)

[1B] Wellbeing & Bridge

16:30 (BST UK) / 17:30 (CEST) / 11:30 (EDT)

Keynote: Prof Martin Seligman (USA)

Book launch: *Bridge at the Top* (Jill Levin & Chip Martel)

30 June: How can bridge be more inclusive?

[3A] Bridging Generations

10:00 (BST UK) / 11:00 (CEST) / 05:00 (EDT)

[3B] Gender, Sexism & Bridge

15:00 (BST UK) / 16:00 (CEST) / 10:00 (EDT)

Panel 1 Women's Bridge: Pros & Cons

Panel 2 Sexism within the Game: Solutions?

29 June: The future hybrid of live & online bridge

[2A] Impact of a Global Pandemic on Bridge

11:30 (BST UK) / 12:30 (CEST) / 06:30 (EDT)

[2B] Digital Bridge & Cheating

19:30 (BST UK) / 20:30 (CEST) / 14:30 (EDT)

Panel: Jan Kamras (EBL), Eric Laurant (WBF)

Boye Brogeland & Steve Weinstein (World Champions)

1 July: How to transform the image of bridge?

[4A] New Approaches to Teaching & Recruitment

13:00 (BST UK) / 14:00 (CEST) / 08:00 (EDT)

Panel 1 Teaching & Retaining Learners

Panel 2 How to get more Bridge into Schools

[4B] Marketing Bridge

16:30 (BST UK) / 17:30 (CEST) / 11:30 (EDT)

29 June: Conference Pairs + Q&A with RealBridge 15:00 (BST UK) / 16:00 (CEST) / 10:00 (EDT)

30 June: Bridge Taster for First-timers 18:30 (BST UK) / 19:30 (CEST) / 13:30 (EDT)

Full programme and to register:

<https://bridgemindsport.org/bridging-academia-policy-practice-conference/>

@bridgemindsport

Queries: bamsa@stir.ac.uk

#BAMSA2021





Joan Butts



STEAM: Safety, Timing, Energy, Attitude, Methods

The way a teacher presents a lesson is more important than the content of the lesson. Do you believe that?

I certainly do, and that's why the ABF Accreditation Programme is open to anyone interested in bridge education. Over the past ten years, the ABF has encouraged players who would like to learn about teaching bridge to join in, regardless of their expertise as a player. We accept that a teacher is constantly evolving and growing in the art of teaching, and this process takes years. Especially in the light of COVID and online learning, teachers need to be open to new ideas and methods all the time.

This same approach will work for any level of lesson, beginner, intermediate or advanced. The ABF Teacher Training Programme follows the guidelines of the US Teacher Accreditation Programme, which is an accepted method for successful teaching of anything, bridge included.

The fundamentals of this are STEAM (an acronym for Safety, Timing, Energy, Attitude, and Methods and Materials)

Safety

The teacher's role is to make their classroom one where students feel secure. Students learn when they are ready to learn, in a non-threatening environment. Giving a Teacher's Guarantee at the beginning of any class helps. Here, the teacher tells their class that they won't ask questions of an individual during class time. Singling out individuals makes them uneasy. The students may ask as many questions as they like, of course.

Also, allow students to be actively involved in the learning process, make them feel their answers do matter, as opposed to being told they are "right" or "wrong". This gives them a sense that the teacher values their opinions, and will encourage them to learn.

Timing

The teacher's control of any class is based on how carefully the activities are timed and broken up into carefully planned segments. "Lecturing" for long periods in the beginning of a class is guaranteed to lose students' interest. Attention spans rise for the first ten minutes, then plateau, then drop off if the activity is not changed. Talk for ten minutes, give the students a hand to play, discuss the hand, then repeat that sequence with the next piece of information.

Energy

Keeping energy levels high in a classroom will ensure that students are keen to learn more. Allow them to talk, eg. discuss how a hand went, if they finish the hand early. But when the teacher needs the whole class's attention, insist on quiet. Using "transitions" works a treat too (this is asking the students to change a few cards of a hand created in the middle of the table, and then asking for their opinions about the new hands they create).

Attitude

Students will recognise good teachers, not by a great expanse of knowledge of their subject, but for other traits, like organisation, good preparation of the lesson, clarity of presentation, empathy for their class, patience when required to explain concepts often.

Methods and Materials

The student-centred method of learning is known to be effective for teaching bridge. Instead of the teacher being the "sage on the stage" they are the "guide by your side", and the learning is centred at each table, where the students can go over each hand, often card by card, while the teacher controls the room as a whole.

New Players

The first experience a new player has about anything to do with bridge and clubs is via their teacher. How important is that role! The more a teacher can quickly introduce students to holding and playing cards, the better.

Beginners' lessons are the first and best opportunity for the teacher to "sell" the concept of bridge to students. The first lesson will have a big impact on their enjoyment of the game. It's often the hardest to present, as there are many new concepts to absorb, and the students are in an unfamiliar environment.

Each beginners class consists of people of vastly different card playing experiences. Some have played bridge before, others will know nothing about what a trick is. Start from the very beginning. For the first lesson, break the class into approximately ten-minute segments covering different activities.

- Show them the deck and the suits, in order of importance

- Show them what a trick is, and have the students play a hand
- Introduce the concept of a trump suit
- Explain declarer and dummy, and the opening lead
- Discuss the defenders' role
- Explain minibridge and have them play hands this way
- Help them look for a fit, and decide on a trump suit, or no trumps

Don't introduce the bidding too early – let them PLAY hands to get the feel of having a dummy and crossing from one hand to the other. The bidding can come later. This is the trend in bridge education – more emphasis on play.

The next few beginners' lessons will introduce the bidding and more play points, but never should a lesson contain too much theory. A Spiral curriculum works well for bridge: this means revisiting fundamental concepts and adding depth as time goes by. The first lessons should teach students a love of the game and give them a thirst to learn more.

IMPROVE YOUR DEFENCE

with Ron Klinger

Solution to problem on page 2

READING GLASSES

Teams ♠ K Q 9 6 4 2
E/All ♥ K
♦ J 10 7 2
♣ J 9

♠ 5
♥ A Q 10 5 4 2
♦ 9 6 5 3
♣ 10 4

	N	
W		E
	S	

WEST	NORTH	EAST	SOUTH
pass	2♥ ²	pass	1NT ¹
pass	3♠ ³	pass	2♠
all pass			4♠

1. 11-14 balanced.
2. Transfer to spades.
3. Inviting game.

Lead: ♦5 (thirds and fifths).

Dummy's ♦J is covered by the queen and South takes the ♦A. South cashes the ♠A and plays a spade to dummy's ♠K. Then comes the ♠Q, South following. East has played ♠8, ♠3, ♠J. West discards the ♥5 and ♥2, encouraging hearts. Declarer now leads the ♣J: eight - five - four and the ♣9: ace - six - ten. East plays the ♥6 to West's ace. How should West continue?

♠ K Q 9 6 4 2
♥ K
♦ J 10 7 2
♣ J 9

♠ 5	♠ J 8 3
♥ A Q 10 5 4 2	♥ 9 6 3
♦ 9 6 5 3	♦ K Q
♣ 10 4	♣ A 8 7 3 2
♠ A 10 7	
♥ J 8 7	
♦ A 8 4	
♣ K Q 6 5	

South has turned up with the ♠A, ♦A and you can also place South with ♣K and ♣Q. That means East has the ♦K. Therefore all West need do is play a diamond. It will not matter whether East began with two diamonds or three, or whether declarer plays low from dummy or the ♦10. Suppose declarer plays a low diamond. East wins and returns a heart, forcing dummy to ruff. West will now score the ♦9.

It is true that declarer can make 4♠ a number of ways, but that does not excuse you for missing the opportunity given to you by declarer.

Autumn Nationals

Barbara Travis

What does a national congress look like now?

The Autumn National Championships were held in Adelaide in late April/early May. It was the first full-length national bridge tournament since the COVID pandemic struck in March 2020.

South Australia has been fortunate to have the use of the Ridley Centre in the Royal Adelaide Show-ground. The venue is incredibly spacious and this year that was really appreciated by everybody. Tables were spaced well apart, and then there was a massive break-out area with lots of tables and chairs for people to sit around between matches. There is also an undercover outdoor area, which is very popular at the lunch break.

Entering the venue involved using a QR code to sign in, or manually recording your name/phone number. The mySA GOV app had been downloaded by many of the interstate visitors; using the QR code was quick and easy. Jinny Fuss, Tournament Organiser, had arranged for a floor manager to sit at the entrance to oversee this role. Everybody was very cooperative.

The SA Government required that we have both a COVID-Safe Plan and play protocols. These protocols were placed inside each individual's score book. Participants were asked to comply with these protocols and I thought they did a good job of doing so. These protocols included:

- Sanitising. Sanitiser was available at every table and players were asked to use it plentifully – on arrival at a table, during a match when appropriate, and on departure.
- Bidding boxes. Many people used their own. Otherwise, players were encouraged to take the box used in the first match of the day and to keep using it throughout the day. (Only three bidding boxes 'disappeared' by the end of the tournament.)
- Only one person operated the Bridgemates, with the opposition visually/verbally confirming the scores. Bridgemates were wiped down between Swiss Butler matches.

- Boards were handled by one person, with caddies moving the boards between tables.

In Adelaide, we always have plentiful and well-trained caddies. In fact, we received many compliments, such as, "This year, your caddies have been the best caddies of any event I've ever played in." Having the caddies move the boards minimised handling issues for the boards.

As usual, there was access to water, tea and coffee. Players were asked to sanitise their hands before touching the water cooler. SA Health gave us permission to provide tea and coffee and, in order to control the numbers at each urn/station, there were instructions (based on your surname initial) as to who could use each station.

Our protocols even considered the possibility of kibitzers. Given that we can now have three people per four square metres, we felt that our space (nine square metres per table) permitted kibitzers, subject to the approval of the Tournament Director.

All that aside, I think that we ran a fairly 'normal' national event. People played bridge. People talked bridge. People enjoyed seeing each other again after such a long absence.

Sometimes we were successful and sometimes we failed. Here are a couple of those hands for you. Firstly, the success, a hand on which we were very fortunate:

♠ K Q 9 6 4 3			
♥ K J 5			
♦ —			
♣ Q 8 7 4			
♠ J		♠ 7 2	
♥ Q 9 4 3		♥ A 10 7 6	
♦ 10 9 4 2		♦ A K Q J 7 6	
♣ A J 6 2		♣ K	
	♠ A 10 8 5		
	♥ 8 2		
	♦ 8 5 3		
	♣ 10 9 5 3		
WEST	NORTH	EAST	SOUTH
pass	1♠	dbl	3♠ ^{weak}
pass	4♠	all pass	

I would actually overcall 2♦ with the East hand, thinking I could double a later bid to show the strength of the hand. Mind you, I would also have made a responsive double on the West hand, with such 'perfect shape' opposite partner's takeout double. I am fairly sure that East would then have bid 5♦.

I was, however, sitting North and, since Marty Bergen's notes about Bergen raises state that you

should always raise to game with a singleton or void opposite a four-card raise that's exactly what I did, even with an aceless minimum.

I didn't think the contract had many prospects but things improved after ruffing the diamond lead, and drawing two rounds of trumps, ending in dummy. I led the ♣3, planning to finesse the jack. However, West rose with the ♣A, felling East's king, and now 11 tricks were relatively easy after a heart through.

Many pairs had reached 5♦, so this was a hefty IMP gain.

Now for the one that got away:

♠ A Q 5	♠ J 9 4 3	♠ K 8 7 2
♥ A K Q 8	♥ J 10 4 2	♥ 9
♦ Q J 10 3	♦ K 4 2	♦ 8 7 6 5
♣ K 4	♣ 9 2	♣ A 10 7 5
	♠ 10 6	
	♥ 7 6 5 3	
	♦ A 9	
	♣ Q J 8 6 3	

WEST	NORTH	EAST	SOUTH
	pass	pass	pass
2NT	pass	3♣ ¹	pass
3♦ ²	pass	3♥ ³	pass
3NT ⁴	all pass		

1. Puppet Stayman.
2. At least one four-card major, but no five-card major.
3. Showing four spades.
4. Denying four spades, therefore holding four hearts.

Sitting North, and knowing that each opponent held a major, I decided to lead the ♣9. Declarer failed to see the danger in the hand, winning with the king. They now led the ♦Q and I fell from grace by ducking. I simply needed to win the ♦K, to lead another club, establishing partner's clubs whilst she still had the ♦A as her entry.

Of course, declarer should look at that ♣9 lead and duck at trick 1, severing the communications in the club suit should it prove to be 5-2. Now the contract is cold for ten tricks.

Thank you to all those who ventured to Adelaide for face-to-face bridge. And congratulations to those who were successful in the various events. This was our Tournament Organiser's final Autumn Nationals. Jinny Fuss has been looking after us since 2014, and we are indebted to her. Di Marler and I will be co-convenors in 2022 and have a few changes in store.

2022 AUTUMN NATIONALS

Thursday 28th April to Monday 2nd May 2022
Ridley Centre, Adelaide Showground

SWISS PAIRS on Thursday and Friday:
Open Pairs, Mixed, Pairs, Non-Life Master Pairs.

TEAMS on Saturday and Sunday:
Open Teams, Non-Life Master Teams.

Also, both events include a new Life Master category, restricted to players below Grand Master.

Come along and try it out!



ANOT winners: James Coutts, Liam Milne, Paul Dalley, Tony Nunn

HOW WOULD YOU PLAY?

with
Barbara
Travis



Solutions on page 20

QUESTION 1

♠ 8 5 3
♥ A 3
♦ Q 7 5 3
♣ A 9 7 5

♠ K Q 10 9 6 4 2
♥ 2
♦ 4 2
♣ K Q J

WEST	NORTH	EAST	SOUTH
1♥	pass	4♥	4♠
all pass			

West leads the ♥K, won with the ace in dummy.
How will you play?

QUESTION 2

♠ 8 6 5 3
♥ 8 7 4 2
♦ 8 2
♣ Q 10 9

♠ K Q J 10 9 2
♥ J 5
♦ A Q
♣ A J 5

WEST	NORTH	EAST	SOUTH
		3♦	4♠
all pass			

West leads the ♥A, ♥K and ♥Q. How will you play?

QUESTION 3

♠ A 10 5 3 2
♥ 5 3
♦ A 8 4
♣ Q 3 2

♠ K Q J 7 4
♥ A
♦ Q 5 3
♣ A K 10 9

WEST	NORTH	EAST	SOUTH
2♥	3♥	pass	1♠
pass	4♦ ^{cue}	pass	4♣ ^{cue}
pass	5♠	pass	4NT
all pass			6♠

West leads the ♥K. How will you play?



Daisy Pool Covers are the proud sponsor of the Joan Prince Memorial Swan River Swiss Pairs and the Australian National Congress.



As a supporter of these events and the ABF,
Daisy Pool Covers are offering

10% off all Daisy products for ABF members.

BENEFITS OF A DAISY POOL COVER



SAVE more of the sun's warmth. Warms your pool by up to 8°C for free.



SAVE on water, up to 10,000L per month. Improves water retention.



SAVE on heat loss. Reduced heating costs and heat loss.



SAVE on cleaning. Helps keep out dirt and leaves.



SAVE on chemicals. Reduce salt and chemical use by up to 50%.



SAVE on time. Rolls off and on in 30 seconds.




SAVE on evaporation. Reduces evaporation by 99%.



SAVE money. Higher quality. Better design. Lasts longer.

To place your order or talk to one of the Daisy team, please visit: daisypoolcovers.com.au/D1352

or email sales@daisypoolcovers.com.au or call **1300 55 18 11** and quote promo number **D1352**.



HOW WOULD YOU PLAY?

with Barbara Travis

Solutions to problems on page 18

HAND 1

♠ 8 5 3	
♥ A 3	
♦ Q 7 5 3	
♣ A 9 7 5	
♠ A J	♠ 7
♥ K Q 10 7 6 4	♥ J 9 8 5
♦ K 8	♦ A J 10 9 6
♣ 10 3 2	♣ 8 6 4
	♠ K Q 10 9 6 4 2
	♥ 2
	♦ 4 2
	♣ K Q J

Against your 4♠ contract, West leads the ♥K, which you win with the ace in dummy. How will you play?

It looks like you only have two diamond losers and one spade loser. Is there anything else that you should worry about?

If you lead a spade at trick two, to the king and ace, West knows not to continue with hearts. If East has sensibly given a suit preference card at trick one (a high heart such as the ♥9), then West would switch to the ♦K and another diamond to East's ace. Another diamond will promote West's ♠J into the setting trick.

Given that you have two diamond losers, you should allow for this scenario. At trick two, you should lead the ♥3 from dummy, discarding a diamond from hand. Now, on any layout except a singleton diamond with West, you will have prevented the trump promotion, so you only lose one trump and two diamonds.

HAND 2

♠ 8 6 5 3	
♥ 8 7 4 2	
♦ 8 2	
♣ Q 10 9	
♠ A 7	♠ 4
♥ A K Q 10 3	♥ 9 6
♦ 7 5	♦ K J 10 9 6 4 3
♣ 8 7 3 2	♣ K 6 4
	♠ K Q J 10 9 2
	♥ J 5
	♦ A Q
	♣ A J 5

Against your 4♠ contract, West leads the ♥A, ♥K and ♥Q.

You should trump the third heart with the ♠9, to preserve the chances for getting to dummy with a trump.

You continue with the ♠K, which West wins with the ace to lead a fourth high heart. Once again, you trump

with a high spade, keeping the ♠2. Remove the last trump by leading the ♠2 to dummy.

Now it is important to optimise that one and only entry that you have just used. If you lead the ♣10, winning, then lead the ♣Q, East can cover the queen, denying you a re-entry to dummy. Instead, you must lead the ♣Q on the first round of clubs and, when East plays a low club, you unblock your ♣J. Now you can repeat the finesse by leading the ♣10. If East covers, you can return to dummy with the ♣9 to take the diamond finesse. If East plays low, you simply play your ♣5, remaining in dummy and taking the diamond finesse next.

These situations need to be tested in your head before you execute the play. You will find that such a double-check of your planned line of play will pay dividends.

HAND 3

♠ A 10 5 3 2	
♥ 5 3	
♦ A 8 4	
♣ Q 3 2	
♠ 8	♠ 9 6
♥ K Q J 10 7 4	♥ 9 8 6 2
♦ K J 6 2	♦ 10 9 7
♣ 7 5	♣ J 8 6 4
	♠ K Q J 7 4
	♥ A
	♦ Q 5 3
	♣ A K 10 9

Against 6♠, West leads the ♥K. What is your plan?

You can count 10 tricks, plus a heart ruff, taking you to 11 winners. However, given his overcall, West is very likely to hold the ♦K, so perhaps you may have to 'guess' the club suit for four winners.

This is not the case if you plan for an endplay on West. You should win the ♥A, cash the ♠K then cross to dummy with a high trump. Lead and trump dummy's remaining heart. Now you are ready for your elimination; lead the ♣A, then cross to the ♣Q in dummy. You lead the third club from dummy and, when East follows, you finesse. If West has the ♣J, he will be endplayed to lead the diamond for you. On the other hand, when the finesse wins, you look like a genius! If East had only started with two clubs, you can win the ♣K, then exit to West with the ♣10 – endplaying him once again.

As long as West started with the ♦K, this plan is fool-proof.



BRIDGE INTO THE 21st CENTURY

by Paul Lavings, paul@bridgegear.com



PARTNER OPENS 1♠, YOU REPLY 1NT, AND OPENER REBIDS 2♦

What would you call on the following hands, nil vulnerable:

WEST	NORTH	EAST	SOUTH
1♠	pass	1NT	pass
2♦	pass	?	
1. ♠ Q 2 ♥ J 10 6 4 ♦ K 9 2 ♣ 9 8 7 2			
2. ♠ Q 2 ♥ J 10 8 4 ♦ K 9 2 ♣ A 9 7 5			
3. ♠ 3 ♥ K 10 9 3 ♦ Q 4 3 ♣ A Q 10 8 6			
4. ♠ Q 3 ♥ J 9 4 ♦ 7 3 ♣ A J 9 8 6 3			
5. ♠ 10 2 ♥ K Q 10 8 6 ♦ K 9 2 ♣ J 10 9			
6. ♠ 7 ♥ K Q 10 8 6 ♦ K 9 2 ♣ 10 9 5 2			
7. ♠ 7 6 ♥ K 5 2 ♦ K J 6 2 ♣ 10 7 6 3			
8. ♠ 8 ♥ 9 4 2 ♦ A K 10 9 6 ♣ Q 9 8 2			
9. ♠ 2 ♥ A 4 ♦ K J 10 9 8 2 ♣ 10 7 6 4			
10. ♠ 8 ♥ K Q J 5 2 ♦ K 10 9 7 2 ♣ 6 4			

SOLUTIONS

1. Pass. Opener's 2♦ could be quite a good hand but not strong enough for a game force rebid of 3♦. On every hand you will have either two seven-card fits or one eight-card fit. Here, it looks like you have a seven-card spade fit and a seven-card diamond fit, though if opener is 5-5 you will have an eight-card diamond fit.

If you bid 2♠ and opener has around 15-16 HCP they will be tempted to invite with 2NT or perhaps 3♦ or 3♠. With your dead minimum I suggest pass to keep temptation out of partner's way. Passing will also give opponents the problem of whether to balance into the bidding or leave you in 2♦.

2. 2♠. This time you have a good hand, so give partner the opportunity to make an invitational bid. With AKJxx-Qx-AJ10x-Jx, opener might continue on with 2NT as a game try, over which you would happily carry on to 3NT.

3. 2NT. This might be not the bid partner was hoping for if they have a minimum 11-12 HCP, but your 11-count and healthy pips indicate you will do well in notrumps. With 13-14 HCP and a suitable hand, opener should accept your invite and bid 3NT.

You might think that with 11 HCP you are too strong to reply 1NT, and should bid 2♣ over 1♠. Nowadays most players open 11 HCP balanced with a five-card major, so caution is advised; 11-12 HCP is more likely than 13-14.

4. 2♠. A seven-card or semi-solid six-card suit is much preferred to introduce a new suit at the three-level. You know you have at least a 5-2 spade fit, so better to stick with that rather than go one level higher in a broken suit where partner could have a singleton.

5. 2♠. You have a choice between passing 2♦ or bidding 2♥ or 2♠. Opener is likely to have only one or two hearts, and if you bid 2♥ opener will place you with a six-card suit and pass with a singleton. Better to make the practical bid of 2♠ where you know you have at least a 5-2 fit.

6. 2♥. You could pass 2♦ but it is more enterprising to bid 2♥ and hope you have a 5-2 fit. A 5-2 fit tends to play better than a 4-3 fit, plus of course hearts scores better than diamonds. If I have a five-card heart suit in this sequence then I will have a singleton spade.

On a good day you will find partner with 5-3-4-1 shape and 4♥ will be a good contract.

7. Pass. You don't want to encourage partner with 3♦ with your flat minimum. You would be happy if opponents let you play in 2♦, and if they do balance with double or 2♥ you can then decide whether or not to bid 3♦. That way your partner will know you are simply competing rather than inviting.

8. 3♦. You have a near maximum plus a fifth diamond, so 3NT would be a great contract opposite something like AKQxx-Ax-Qxxx-xx. Over 3♦ partner bids 3♥ and you bid 3NT, which cannot be defeated from your side. Note how important ♣98 are, and how in general you should upgrade your hand because of extra tens and nines (and nine-eight combinations).

9. 4♦. This is a toss-up between 3♦ and 4♦. The problem with 3♦ is that if partner bids 3NT you are not sure whether to pass or not. The advantage of 4♦ is that opener will view their shortages favourably.

10. 3♥. An old-fashioned bid that shows 5-5 in partner's second suit and the suit bid. This should make it easy for opener to choose the correct contract.

Nowadays there are various artificial methods popular in this area. My favorite is Gazzilli, see page 14 at

abfevents.com.au/newsletter/Jan11.pdf

More popular than Gazzilli is:

WEST	NORTH	EAST	SOUTH
1♥/♠	pass	1NT	pass
2NT			

artificial and forcing to game, though no one seems to know the name of this convention or if it has a name.

WORKSHOPS WITH WILL

with William Jenner-O'Shea

4NT QUANTITATIVE

The focus of this month's Workshop was Notrump Bidding, and the conventions used after a 1NT or 2NT opening. When the responder to a 1NT opening knows that there are 33+ combined HCP, then they can bid immediately to 6NT. You don't need to ask for aces when you are bidding notrumps – when you have 33 HCP, you can't be missing two aces. One special convention to help you know if you have 33 HCP is the 4NT Quantitative raise, to look for slam.

If your partner opens 1NT (15-17) and you have 16 or 17 HCP, you might have the required 33 HCP for a slam if partner has a maximum hand. You should bid 4NT, which invites partner to bid 6NT with a maximum, or pass with a minimum.

The 4NT Quantitative applies directly after a 1NT or 2NT opening or rebid by opener.

Why not ask for aces in notrump slam bidding? Imagine your partner opens 1NT (15-17) and you have this hand:

♠ J 8 7 ♥ K J 3 ♦ K Q 3 ♣ A J 9 2



You only have 15 HCP, so 30-32 combined points, and should not look for slam. But suppose you do bid 4NT as Blackwood:

1NT	4NT
5♦ one ace	?

Now what? You are missing two aces. You can't bid 5NT, since partner will answer how many kings they have! You can't pass out 5♦, and there's nothing else to bid.

What about Gerber? Gerber is fine if you have the required strength, but it can be misused:

♠ A 3 2	♠ K T 8
♥ K J 3	♥ A 8 2
♦ A 7 3	♦ Q 9 5 4
♣ A K Q 2	♣ J 7 4

WEST	EAST
2NT	4♣ Gerber
4NT three aces	5♣ Gerber for kings
5♠ two kings	6NT

Even with sufficient aces and kings (all aces, three kings) you will struggle to make slam with only 30 or 31 points. The main message is:

Don't look for slam with 30 or 31 points!



North Shore Bridge Club

2021 Festival of Bridge



1 Congress
6 Events
over 2 Weekends

NEW in 2021: RealBridge
Restricted and Rookie Championships

Value of prizes
in excess of \$5300!

Proudly sponsored by



Tony Bemrose
Insurance Brokers

19th - 20th June
(Sat - Sun)
Lindfield Bowling Club

Two Men & A Truck
Restricted & Novice
Swiss Teams and Pairs

24th - 27th June
(Thu - Sun)
North Ryde RSL

Open MP Swiss Pairs
Festival Swiss Teams
Festival Swiss IMP Pairs
TBIB Open Swiss Teams

21st - 26th June
(Mon - Sat)
RealBridge (Online)

Rookie Pairs Championship
Restricted Pairs Championship
Festival Mini-Swiss Pairs



Tasmanian Gold Swiss Pairs



Rakesh Kumar

Getting back to the table

The Tasmanian Gold Swiss Pairs, played in Hobart over the weekend of 10-11 April, was the first face-to-face national tournament since COVID struck. With so many of us absolutely desperate for a "proper" bridge event – the last time having been the Gold Coast Congress in February 2020 – there was a strong turnout of both local players and pairs from all over south-eastern Australia. That included 62 pairs in the Open field, 44 pairs in the Restricted and Novice fields, plus another 16 pairs playing in Rookie side competitions. It was an unseasonably cold weekend, complete with snow on Mt Wellington and intermittent showers at sea-level, but that made it perfect weather for bridge! The facilities at the Elwick Function Centre were excellent and the local organisers did an outstanding job.

Many readers will be familiar with Ron Klinger's stories and bridge problems featuring the Old Master. At the Tasmanian Gold Swiss Pairs, Ron was the Old Master personified, playing with Avi Kanetkar, who at a mere 75 years of age chooses to describe himself, at least in the context of this partnership, as the Young Prodigy. Ron and Avi were the eventual winners of the event, but they didn't get off to a flying start – in fact after round 1 of

11, they had the dubious privilege of being equal dead last following a maximum loss! Before I tell you more about what then happened, here are a couple of questions. Firstly, with neither side vulnerable, you hold:

♠ A J 10 8 ♥ — ♦ A Q J 10 8 6 4 3 ♣ 7

RHO as dealer opens a multi-2♦, or if you think it makes a difference to what you might do, let's say a weak 2♥. What will you bid?

Secondly, with both vulnerable, you hold:

♠ 9 2 ♥ A Q J 10 8 4 2 ♦ A 2 ♣ A 2

RHO opens 1♦. What action will you take?

This deal from round 4 was an interesting play problem:

Board 7	♠ 10	
S/All	♥ Q 10 9 7 4	
	♦ J 7 5 3 2	
	♣ K 8	
	♠ 8 5 4 2	♠ A K 9 6
	♥ 8 3 2	♥ A K 6 5
	♦ Q 9 8 4	♦ A
	♣ A 6	♣ Q J 10 9
	♠ Q J 7 3	
	♥ J	
	♦ K 10 6	
	♣ 7 5 4 3 2	

Across the field, 26 pairs were in game, 20 in 4♠ and six in 3NT. In each case, half went down. At our table, 4♠ was played from the East seat in exemplary fashion. On the lead of ♥J, declarer won with the ace and took the club finesse. This lost to ♣K and ♥Q came back, the king being ruffed by South, who exited with a small club to the ace. Now East cashed two top trumps, discovered the break, then played off his remaining clubs, discarding a heart from dummy. This now made it possible to score tricks with dummy's small trumps by ruffing hearts en passant, returning to hand with ♦A. If South ruffed high, that was the last trick for the defence. Thus five



TGSP winners: Ron Klinger and Avi Kanetkar

trump tricks, one heart, one diamond and three club tricks returned +10 imps against the datum.

By Saturday evening, after 6 of 11 rounds, Kanetkar - Klinger had clawed their way back into the top 10. They were helped in part by their approach to the bidding on this deal in round 6:

Board 27 ♠ 9 6 4
S/Nil ♥ A K 7 2
 ♦ 5
 ♣ Q 10 9 5 3

♠ A J 10 8 ♠ K 7 5 2
♥ — ♥ J 10 9
♦ A Q J 10 8 6 4 3 ♦ K 7 2
♣ 7 ♣ A 4 2

 ♠ Q 3
 ♥ Q 8 6 5 4 3
 ♦ 9
 ♣ K J 8 6

What are your agreements about jump overcalls after a weak two bid on your right? In this setting, it's sensible for a jump overcall to be strong, suggesting a high expectation of making the contract. With that understanding, when Ron bid 5♦, Avi promptly raised him to 6♦, which was cold. They were one of only four pairs who played the slam (another two bid to it but North-South saved in hearts) and that was worth 9 imps.

At other tables, a dozen pairs played in 5♦ and eight played game in spades. However, finding the 4-4 major fit after a takeout double wasn't the ideal outcome on this deal, because the play offers some challenges. On a heart lead, West ruffs and cashes the ♠A. Now to cater for a possible 4-1 break in trumps it is necessary to run ♠J, which loses to the queen. Back comes another heart, ruffed with West's last trump, and because of the potential for a 2-0 diamond split, declarer must now cross to ♣A to draw the last trump, after which s/he can claim 12 tricks.

Sunday morning yielded another exciting slam deal. After 1♦ by West as dealer, a 1♠ response and a 1NT rebid, what will you do as East? Keycard inquiries won't get you anywhere, because West has neither a key card nor the trump queen.

Board 12 ♠ Q 3
W/NS ♥ 9 8 6 5
 ♦ 10 7
 ♣ A 10 7 5 2

♠ J 7 ♠ A K 10 9 6 5 4 2
♥ Q 10 3 2 ♥ A K
♦ K Q 9 5 3 ♦ A J 6
♣ K 3 ♣ —

 ♠ 8
 ♥ J 7 4
 ♦ 8 4 2
 ♣ Q J 9 8 6 4

None of which concerned Terry Brown, who told me he that after partner's rebid, he was never going to take the glass-half-empty approach and worry about a possible 3-0 break with an off-side ♠Q. He simply rebid 7♠, thus becoming one of only four Easts to get to the cold grand slam. Two of the other declarers were doubled. The third, George Kozakos, was also doubled, but he promptly redoubled! That was worth a very useful 15 imps.

Ron Klinger pointed out to me that after 1♦-1♠-2♦, which was the bidding at his table, 7♦ is actually a better grand slam, because declarer can even handle 4-1 trumps and 3-0 spades. However, no one bid that and no grand slam was bid at his table.

In the afternoon, with one round to go, these were the standings:

1	Peter Hollands - James Coutts	137.96 VP
2	Ron Klinger - Avinash Kanetkar	131.81 VP
3	Jeanette Reitzer - Terry Brown	129.28 VP
4	George Kozakos - Simon Hinge	128.76 VP
5	George Bilski - Martin Bloom	126.88 VP

And the swing deals kept coming. Only six pairs reached a small slam on this board:

Board 20 ♠ 9 2
W/All ♥ A Q J 10 8 4 2
 ♦ A 2
 ♣ A 2

♠ Q 6 4 ♠ J 10 8 7 5
♥ K 3 ♥ 9 7
♦ K Q 10 6 4 3 ♦ 9 5
♣ 9 4 ♣ J 10 7 6

 ♠ A K 3
 ♥ 6 5
 ♦ J 8 7
 ♣ K Q 8 5 3

The deal is in some respects a counterpoint to the 6♦ from round six. After a thin 1♦ by West as dealer, would you jump in hearts? If so, why? A jump overcall over a weak two-level opening should be strong, but the converse applies over a one-level opening. If North doubles and then bids hearts, promising a strong hand with a good 6+ suit, bidding the slam should not be difficult. For those in contention, failing to bid 6♥ (if sitting North-South) or not having it bid by the opponents (if sitting East-West) was a significant contributor to the final rankings.

When the dust settled, Klinger - Kanetkar had won by a slender margin from Kozakos - Hinge, with Hollands - Coutts in third place. This may be a suitable point at which to quote Matthew 20:16 ...

The Gold Swiss Pairs tournament was an abbreviated version of the Australian Swiss Pairs event that is held each year in Tasmania. Next year, that tournament will return in its full form, to be played in Launceston starting on Thursday 24 March 2022. Mark the date in your calendar!

Responding to a 5-minor overcall

Jodi Tutty

Wild hands from the Tasmanian Festival



The Tasmanian Swiss Pairs were played over a week-end in early April. It was fantastic to be back at the table again and catch up with players from around Australia for the first time in over a year. As always seems the case in Tasmania, it was a very well organised and pleasant event. Congratulations to the winners in the Open, Restricted, Novice and Rookie sections.

Often events seem to have a theme, where one particular type of hand keeps coming up. This event was memorable for the number of hands containing long minor suits that led to some adventurous bidding.

Before the first round of the second day, we were discussing one of these hands from the previous day with our opponents, Jeanette Reitzer and Terry Brown:

Board 27	♠ 9 6 4	
S/Nil	♥ A K 7 2	
	♦ 5	
	♣ Q 10 9 5 3	
♠ A J 10 8		♠ K 7 5 2
♥ —		♥ J 10 9
♦ A Q J 10 8 6 4 3		♦ K 7 2
♣ 7		♣ A 4 2
	♠ Q 3	
	♥ Q 8 6 5 4 3	
	♦ 9	
	♣ K J 8 6	

East-West have a slam. However, the field struggled to bid the slam with only six pairs out of 31 finding it (four played in slam and two NS sacrificed in 6♥ doubled for -800). At quite a few tables, South started the bidding with a weak 2♥. West now has an awkward hand to bid. One choice was 5♦, to show long diamonds and should have a reasonable expectation of making – don't preempt over a preempt. If you are not playing 3♥ as Michaels, another option is to bid 3♥ and then 5♦ to show a stronger hand than 5♦ directly.

After a 5♦ bid, East, holding two keycards and an outside king, has to decide whether to raise to 6♦. If you trust that your partner is bidding 5♦ to make, then personally I think 6♦ is the right bid. Clearly an issue that not all the partnerships were in agreement on. Note that if North chooses to bid 5♥ in front of East, as happened at some tables, East now has a much easier 6♦ bid.

So, having resolved what we all thought about a 5m bid over a preempt, we pulled the first hand out of the slots:

Board 1	♠ K 6	
N/Nil	♥ K J 7 5 4 3	
	♦ J 7 5	
	♣ 9 5	
♠ A Q 8 3 2		♠ 5
♥ A Q 9		♥ 10 6
♦ Q 10 8 6		♦ A K 9
♣ 10		♣ A K Q 8 7 4 3
	♠ J 10 9 7 4	
	♥ 8 2	
	♦ 4 3 2	
	♣ J 6 2	

After an opening 2♥, Terry and Jeanette had no doubts about their agreements, and reached slam with the minimum of fuss:

WEST	NORTH	EAST	SOUTH
	2♥	5♣	pass
6NT	all pass		

This time they were one out of five pairs that reached slam – the rest of the field played game.




For those bridge players who care about the environment, the ABF's sponsor, PENLINE, makes Reusable Coffee cups and Water Bottles, as part of its "War on Waste". If you are interested in more information, please contact Maryo Derofo by email: maryo@penline.com.au





BAWA in association with the ABF
presents the



2021 THE JOAN PRINCE MEMORIAL SWAN RIVER OPEN SWISS PAIRS SPONSORED BY DAISY POOL COVERS



A GOLD POINT AND OPEN PQP EVENT

1st - \$1000, 2nd - \$600, 3rd - \$400, 4th - \$200

**** Any additional prizes in the categories of 'Restricted', 'Youth',
'Local' or 'Interstate' will be dependent upon entries.**

Saturday 10 July at 10.00 am

and

Sunday 11 July at 9.30 am at the

Perth Convention and Exhibition Centre

Chief Director: Matt McManus

Tournament Organiser

Nigel Dutton – 0419 043 926 or nigeldutton@westnet.com.au

Enter on MyABF website:

<https://www.myabf.com.au/events/congress/view/6>

Entry Fee: \$200 per pair

**Early Bird: Pay online before 5th July: \$180 per pair [payment methods include credit
card (via 'MyABF credits'), and direct deposit].**



daisy
pool covers & rollers
www.daisypoolcovers.com.au
Phone: 1300 55 18 11
Email:
sales@daisypoolcovers.com.au

Tools for competitive partscores

by Julian Foster

Lessons from the Sydney Bridge Centre

After the Wednesday morning online duplicate games at the Sydney Bridge Centre, Julian Foster chooses one of the interesting hands from the session and writes an analysis to be posted on their web site. The following hand is from their game on 16 December.

Board 16 last week was a typical competitive part-score bidding hand with assorted results. This week I'll discuss some handy competitive bidding tools that could have been used by both sides.

S/NS	♠ A 9 8	
	♥ Q 6 2	
	♦ K 10 7 5 2	
	♣ 4 2	
♠ Q J 5		♠ 10 7 6 4
♥ J 7 4		♥ A 10 9 5 3
♦ A J		♦ Q 6
♣ Q J 10 6 3		♣ K 5
	♠ K 3 2	
	♥ K 8	
	♦ 9 8 4 3	
	♣ A 9 8 7	

West will start with 1♣. Most Norths overcalled 1♦ which, these days, is fairly normal given the favourable vulnerability. If you are going to bid, doing so early is often better, before the opponents know whose hand it is – even if your bid could be doubled and go for a big penalty, it probably won't be. In fact, if North doesn't overcall, it is unlikely NS will get into the auction at all. East will respond 1♥, West will rebid 1NT and that will probably be it (as it was at one table last week). Neither North nor South then has a good way into the auction.

It's very different after a 1♦ overcall. East will still bid 1♥ but now South can get involved and raise diamonds. Most tables last week bid only 2♦. I would have done more. I would have made a cue-raise. This is a bid of the opponents' suit which shows a good raise of partner's suit (around nine

points or better). Here I'd bid 2♣ (maybe even 2♥ – see advanced section). Weaker hands with support just raise partner's suit immediately. The advantage of a cue raise is partner can then judge whether to go on or not. Here it's trivial, as they have overcalled a very average nine-point hand so they would just rebid diamonds at the lowest level. But imagine they had 15 points – these days a one-level overcall can be anything from about 8-18 points! Now the knowledge that partner has 9+ will allow them to bid game.

After 2♦ from South, most Wests raised to 2♥. This is not unreasonable but should be done with the knowledge that partner might only have four hearts when they bid 1♥.

Another popular convention these days is a support double. Opener doubles to show three-card support and raises directly to show four-card support. Once again this helps responder know the size of their fit – or if they have one at all! Support doubles apply by OPENER (only) when responder has bid 1M and they apply to bids through to two of that major. Had South bid 3♦, a double is typically not support – it's just takeout. If the intervention is itself double, some pairs use redouble as showing three-card support, e.g.

WEST	NORTH	EAST	SOUTH
1♣	pass	1♥	dbl
rdbl			

North won't do more over double or 2♥, East will be happy to bid 2♥ or pass it knowing there is a fit, and it's back to South again. Now I would push on to 3♦ – I have four-card support (the cue raise only guaranteed three), ♥K is probably well placed, and my cards are ace-king-king (better than queens and jacks).

WEST	NORTH	EAST	SOUTH
1♣	1♦	1♥	2♣/2♦
2♥	pass	pass	3♦

East-West may not bid on – it is quite dangerous vul against not. Getting doubled for one off and -200 would be a disaster. Both have fairly balanced hands with values in the opponents diamond suit. Two tables did bid on, and played 3♥ down one for NS+100. One NS pair were allowed to play 3♦ scoring +110.

Should 3♦ make? According to Deep Finesse, it can be beaten but it's not easy (see advanced section). 3♥ goes off very easily once South leads the normal diamond (the defenders get two spades and a trick in each other suit).

Key points to note

- Overcalls at the one-level these days are wide ranging, but can be the only way your side will get into a competitive auction. Don't be scared to get in there!
- Cue raises of partner's overcalls are a valuable tool – they allow you to distinguish good raises from weak raises so partner (with one of those wide ranging one-level overcalls) can better judge whether to look for game.
- In competitive auctions where opener starts with 1-minor, responder bids 1-major, and the next hand bids something, support doubles are a useful method by opener to distinguish between hands with three-card support and four-card support.
- Be wary of pushing too much vulnerable at Matchpoints. Getting doubled for -200 is usually disastrous!
- Covering honours is only right if there is a chance of promoting cards in your hand, or in your partner's hand (see advanced section).

More advanced

A weak notrump opening would have been effective on this hand. If West opens 1NT (12-14), neither North nor South can easily bid. East can Stayman and, over the 2♦ response, bid 2♥ to show 4-5 in the majors and a weak hand. That will probably end the auction, which should result in EW+110. North-South just don't find their diamond fit.

Cue raises can get quite detailed for pairs willing to discuss a lot of situations. Here there are two available, because the opponents have bid two suits. One (2♣) doesn't commit us beyond the two-level, the other (2♥) commits us to 3♦. Some pairs decide to play both as diamond raises and have one better than the other. Others make 2♥ the only cue raise and play 2♣ as natural (because 1♣ openings can so often be only two these days). Some pairs use 2NT in competitive auctions as raises too – particularly of major suit overcalls. There are lots of possible methods for those willing to invest the time to research and discuss them. As usual doing so is a trade off. You may have some more detailed bidding tools available to you – but you both need to remember them!

When East plays in hearts, a diamond lead will fairly quickly scupper the contract as already mentioned. In fact East is at some risk of going two off. They need to take two heart finesses to make four heart tricks – but they only have one obvious entry (♦A).

Assuming the defence start with two rounds of diamonds, East will start with a losing heart finesse (they should try ♥J from dummy to tempt North to cover – then they could use the ♥109 from hand to drive out ♥K). Why should North not cover? Because they know their partner is short. The ONLY purpose of covering is to promote cards in either your or your partner's hand. But partner has at most two hearts, and your next best is the ♥6. Therefore covering cannot gain. In fact it could be disastrous if partner has singleton king! When South wins the ♥K they can only lead a spade safely at that point (a heart takes the second finesse, a club allows a second entry to dummy). Because spades are 3-3 the defence cannot stop East reaching dummy to take that second heart finesse. They will end up with two spades, four hearts, a diamond and a club for eight tricks. If they bash down the ♥A though they will lose two hearts and go two off for the dreaded -200.

What about NS's 3♦ contract? On the face of it there seems to only be a loser in each suit and, in practice, that's probably what will happen. To beat it East needs to lead ♣K. Whether declarer ducks and wins a second club, or wins immediately, doesn't matter. West jumps up with the ♦A and plays winning clubs. This will promote a trump trick for East. Try it – declarer can ruff low and East will overruff with the queen, or they can ruff with the king in which case the queen is the highest trump left. Declarer's only other option is to discard losers instead of ruffing, but that's only effective for one spade. After that West just plays more top clubs. The defence will score ♥A, two diamonds and two clubs (or one spade and one club if declarer doesn't discard their spade loser).

One final advanced Matchpoints consideration: if NS think they are making 3♦ (which South should do as they are holding a nice hand) they should consider doubling 3♥. Taking it one off for +100 won't score enough if they are making +110. If they are unlucky or misdefend and let 3♥x make they will get a bottom score (-730). But it may not be much worse than -140 would have been anyway! That's the big difference between IMPs and Matchpoints. At IMPs -730 is a calamity, and you wouldn't dream of risking it by doubling. At Matchpoints doubling gives you the chance to convert a below average score (-140 or +100) to a top (+200). Even when it goes wrong it's just one board and you can make it up on the very next one, as they are all worth the same!

More of Julian's columns can be found at the SBC web site:

www.sydneybridgecentre.com/mini-lessons/



A GAME AT THE (virtual) CLUB

with
**Barbara
Travis**

This session started with a couple of lesser-known card combinations. Here's the first:

♠ A K Q 10 6
♥ J 4 3 2
♦ A 7 5
♣ A

♠ 7
♥ A Q 9 8 6 5
♦ K Q J 10 2
♣ J

You are playing in 6♥, South, on a club lead. Playing Pairs, you should do what the rest of the field will do, meaning that you should finesse in hearts. However, you should start by leading the jack, in case the K-10-7 are onside. If the hearts prove to be 3-0 onside, you return to dummy and finesse the ♥10 next time. If you simply lead a low heart to your queen, you will have created a heart loser; test it and see. (On this hand, it didn't matter; the ♥K-10 were onside for 13 tricks.)

Your auction:

WEST	NORTH	EAST	SOUTH
	2♦ weak	2♥	pass
4♥	all pass		
♠ K Q 5 2		♠ A 9 7	
♥ Q 9 5 3		♥ K 10 7 4 2	
♦ Q 10 6 5		♦ 3	
♣ K		♣ A J 8 7	

South leads the ♦9 - queen - king - three. North cashes the ♦A, which you ruff. At this point, declarer

should realise that South is marked with the ♥A, given North's weak 2♦ opening bid (and known ♦AKJ).

There are two options, one being to finesse South for the ♥A, and the other being to plan to draw two rounds of trumps.

Leading a heart to the queen, then a heart back to hand, is highly risky. If South holds the ♥A-J-x, they can draw a third round of trumps, which you do not want. Therefore, you should lead the ♥K on the first round of trumps. South wins the ace and North follows, but now you are safe. You draw a second round of trumps, then leave the jack outstanding, so that you can embark on your full crossruff.

It's similar to hands where your trumps are:

♥ A x x x

♥ x x x x

and you want to draw precisely two rounds of trumps (needing a 3-2 break too). In this scenario, you duck a round of trumps, then cash the ace. Now you have two small trumps in each hand and can start your ruffing.

East did a good job of listening to the auction on the next hand:

WEST	NORTH	EAST	SOUTH
		1♣	dbl
pass	2♥	pass	3♣ strong
pass	4♥	all pass	

South's 3♣ was a strong bid, asking for a club stopper for 3NT. When North jumped to 4♥, it seemed likely that there was no club stopper on the hand

(or, if someone had a club honour, it would be South). East was on lead with:

♠ A J 4 2 ♥ J 8 6 ♦ J 8 6 ♣ A Q J

She led the ♣A and followed up with the ♣Q. West overtook with the king and returned a club to the jack. However, if West had ducked, then won the third round, 4♥ would have gone down two tricks via a trump promotion.

♠ 8 7
♥ A K 7 4 2
♦ Q 4 3
♣ 10 9 5

♠ 10 6 3
♥ 10 9 3
♦ 7 5 2
♣ K 7 4 2

♠ A J 4 2
♥ J 8 6
♦ J 8 6
♣ A Q J

♠ K Q 9 5
♥ Q 5
♦ A K 10 9
♣ 8 6 3

By the way, South should not have doubled the 1♣ opening bid (passing is fine), and certainly should not have bid on after 2♥!

Having opened 1♥ with:

♠ K 6 3 ♥ A K 5 4 3 ♦ 5 ♣ J 7 6 5

what would you rebid over partner's 1♠ response?

Nowadays, the 'correct' rebid is to raise to 2♠. If you rebid 2♣ then, over partner's 2♥ (false preference), you bid 2♠ to show your 3-5-1-4 hand shape, you are showing a non-minimum hand: usually 15+ HCP.

These three-card raises should be made more often than happen at the table. However, if you do bid this way, you need some bid to 'check-back' how many trumps you hold. For instance, jumping to four of a major now should indicate 5+ cards in the trump suit, in case partner has only three-card support. Thus, a jump rebid of 3NT should be used on semi-balanced hand with only four cards in your major.

On hands where you want to know where to go, I have taken to using the 2NT rebid by responder as an artificial enquiry, with at least invitational values. Opener can rebid three of a major or four of a major with four-card support, they can splinter with four cards and a shortage, and they can rebid a different suit with the 3-5-1-4 (in the hand above, it would mean a 3♣ rebid). Before you adopt such a structure, talk it through with your partner, or you may find yourself stranded in an unwanted 2NT!

You've reached an excellent 6♥ slam, by South, and received a favourable lead of a spade:

♠ A K 8 2
♥ A K
♦ J 7 5 4 2
♣ A Q

♠ 6
♥ Q J 8 7 6 2
♦ 10
♣ K 10 6 4 2

This hand exemplifies the need to re-focus when a hand goes from 'simple' to 'challenging'. You win the ♠K, cash the ♥A and find a 5-0 heart break (West holding all five hearts). That means that you have possible trump control issues. Stop, regroup and solve the hand. You now need a decent club break – either 3-3 or doubleton jack. Therefore, cash the ♥K, discard your diamond loser on the ♠A, cash the ♣A and ♣Q, dropping West's doubleton jack, and ruff a diamond in hand. Now you can draw two more rounds of trumps, then revert to the clubs.

If you trump to hand before cashing the top two clubs, you will shorten your own trumps, given the 5-0 break. You can draw two more trumps, then cross to dummy's clubs, but now you have to use your last trump to reach your hand, leaving West with the last trump – and going down.

Keep playing the hand through in your head, checking that your plan isn't flawed!

www.bridgewithbarbara.com





Something to look forward to at last!
Plan now to come to the....

Territory Gold Bridge Festival in Alice Springs

8-12 September 2021

Alice Springs Convention Centre

Matchpoint Pairs: Wed Sept 8th 9.30am & 2.15 pm and Thur Sept 9th 9.30am

Swiss Teams: Thur Sept 9th 7.30pm and Fri Sept 10th 9.30am & 2.15pm

Swiss Pairs: (with PQP's) Sat and Sun Sept 11th & 12th at 9.30am & 2.15 pm

ALL WITH GOLD MASTERPOINTS and CASH PRIZES

Director: Matthew McManus

ENJOY A RED CENTRE HOLIDAY

Make it part of a great "Red Centre" holiday. Alice Springs and the surrounding area offers so much to see in this unique part of Australia. Alice Springs Visitor Information
Ph: 0889525800 Website: www.discovercentralaustralia.com

ACCOMMODATION

Crowne Plaza Lasseters Hotel Casino and Convention Centre is an excellent venue, with exclusive event accommodation packages: **20% off Best Flexible Rates**
Rates valid for up to two adults, subject to availability at time of booking.

Booking methods to ensure your special rate:

Ref: Territory Gold Bridge Festival when booking by PH: (08) 89507765 or

Email: reservations@crowneplazaalicesprings.com.au or

Visit <http://www.crowneplazaalicesprings.com.au> and use **Group Code TBF**

Rooms are limited.

BOOK EARLY TO ENSURE A GOOD PRICE!

Enquiries to the Tournament Organiser: Eileen Boocock

Ph: (08) 89524061 Mob: 0409 677 356 tgbf@abf.com.au